

Plant Biosystems - An International Journal Dealing with all Aspects of Plant Biology

Official Journal of the Societa Botanica Italiana

ISSN: 1126-3504 (Print) 1724-5575 (Online) Journal homepage: www.tandfonline.com/journals/tplb20

The invasion history of *Ambrosia psilostachya* (Asteraceae) in Italy: first record and distribution over more than one century

Chiara Montagnani, Rodolfo Gentili, Gerhard Karrer, Sarah Caronni, Alicia Teresa Rosario Acosta, Michele Adorni, Alessandro Alessandrini, Nicola Maria Giuseppe Ardenghi, Gabriella Buffa, Fabrizio Bartolucci, Alessandra Belisario, Fabrizio Bonali, Ilaria Bonini, Lisa Brancaleoni, Massimo Buccheri, Miris Castello, Fabio Conti, Francesco Di Carlo, Gianniantonio Domina, Giuseppe Fenu, Luigi Forte, Gabriele Galasso, Leonardo Gubellini, Mauro Iberite, Alfredo Labadini, Egildo Luccioli, Simonetta Maccioni, Rossella Marcucci, Fabrizio Martini, Pietro Medagli, Sergio Montanari, Villiam Morelli, Chiara Nepi, Gianluca Nicolella, Mauro Pellizzari, EnricoVito Perrino, Filippo Piccoli, Irene Prisco, Filippo Prosser, Giovanni Repetto, Leonardo Rosati, Alberto Selvaggi, Maria Tavano, Roberta Vallariello, Marisa Vidali, Laura Vivona, Robert Philipp Wagensommer & Sandra Citterio

To cite this article: Chiara Montagnani, Rodolfo Gentili, Gerhard Karrer, Sarah Caronni, Alicia Teresa Rosario Acosta, Michele Adorni, Alessandro Alessandrini, Nicola Maria Giuseppe Ardenghi, Gabriella Buffa, Fabrizio Bartolucci, Alessandra Belisario, Fabrizio Bonali, Ilaria Bonini, Lisa Brancaleoni, Massimo Buccheri, Miris Castello, Fabio Conti, Francesco Di Carlo, Gianniantonio Domina, Giuseppe Fenu, Luigi Forte, Gabriele Galasso, Leonardo Gubellini, Mauro Iberite, Alfredo Labadini, Egildo Luccioli, Simonetta Maccioni, Rossella Marcucci, Fabrizio Martini, Pietro Medagli, Sergio Montanari, Villiam Morelli, Chiara Nepi, Gianluca Nicolella, Mauro Pellizzari, EnricoVito Perrino, Filippo Piccoli, Irene Prisco, Filippo Prosser, Giovanni Repetto, Leonardo Rosati, Alberto Selvaggi, Maria Tavano, Roberta Vallariello, Marisa Vidali, Laura Vivona, Robert Philipp Wagensommer & Sandra Citterio (2025) The invasion history of *Ambrosia psilostachya* (Asteraceae) in Italy: first record and distribution over more than one century, *Plant Biosystems - An International Journal Dealing with all Aspects of Plant Biology*, 159:3, 522-533, DOI: [10.1080/11263504.2025.2485990](https://doi.org/10.1080/11263504.2025.2485990)

To link to this article: <https://doi.org/10.1080/11263504.2025.2485990>



© 2025 The Author(s). Published by Informa UK Limited, trading as Taylor & Francis Group





View supplementary material [↗](#)



Published online: 29 Apr 2025.

 [Submit your article to this journal](#) 

 Article views: 756

 [View related articles](#) 

 [View Crossmark data](#) 
CrossMark

 Citing articles: 1 [View citing articles](#) 

The invasion history of *Ambrosia psilostachya* (Asteraceae) in Italy: first record and distribution over more than one century

Chiara Montagnani^{a,b} , Rodolfo Gentili^{a,b} , Gerhard Karrer^c , Sarah Caronni^a, Alicia Teresa Rosario Acosta^{b,d}, Michele Adorni^e, Alessandro Alessandrini^f, Nicola Maria Giuseppe Ardenghi^g , Gabriella Buffa^h, Fabrizio Bartolucciⁱ , Alessandra Belisario^j, Fabrizio Bonali^k, Ilaria Bonini^{b,l}, Lisa Brancaloni^m , Massimo Buccheriⁿ, Miris Castello^o , Fabio Contiⁱ , Francesco Di Carlo^p, Giannantonio Domina^q , Giuseppe Fenu^r , Luigi Forte^s, Gabriele Galasso^t , Leonardo Gubellini^u, Mauro Iberite^v , Alfredo Labadini^k, Egildo Luccioli^w, Simonetta Maccioni^x, Rossella Marcucci^y , Fabrizio Martini^z, Pietro Medagli^{aa} , Sergio Montanari^{bb}, Villiam Morelli^{cc}, Chiara Nepi^w, Gianluca Nicoletta^{dd} , Mauro Pellizzari^{ee}, Enrico Vito Perrino^{ff} , Filippo Piccoli^{gg}, Irene Prisco^{hh} , Filippo Prosserⁱⁱ , Giovanni Repetto^{jj}, Leonardo Rosati^{kk} , Alberto Selvaggi^{ll} , Maria Tavano^{mm}, Roberta Vallarielloⁿⁿ, Marisa Vidali^o , Laura Vivona^{oo}, Robert Philipp Wagensommer^{pp} , and Sandra Citterio^{a,b} 

^aDepartment of Earth and Environmental Sciences, University of Milano-Bicocca, Milan, Italy; ^bNBFC, National Biodiversity Future Center, Palermo, Italy; ^cInstitute of Botany, University of Natural Resources and Life Science, Vienna, Vienna, Austria; ^dDepartment of Sciences, University of Roma Tre, Rome, Italy; ^eSistema Museale di Ateneo, Orto Botanico di Parma, Parma, Italy; ^fBologna, Italy; ^gBotanic Garden, University Museum System, University of Pavia, Pavia, Italy; ^hDepartment of Environmental Sciences, Informatics and Statistics, Ca' Foscari University of Venice, Venice, Italy; ⁱFloristic Research Center of the Apennine, University of Camerino, Gran Sasso Laga National Park, L'Aquila, Italy; ^jCentro di ricerca per la Difesa e la Certificazione (CREA-DC), Consiglio per la Ricerca in Agricoltura e l'analisi dell'economia agraria, Rome, Italy; ^kGruppo cremonese di ricerca floristica, Cremona, Italy; ^lDepartment of Life Sciences, University of Siena, Siena, Italy; ^mDepartment of Environmental and Prevention Sciences, University of Ferrara, Ferrara, Italy; ⁿOrto Botanico Friulano-Comune di Udine, Udine, Italy; ^oDepartment of Life Sciences, University of Trieste, Trieste, Italy; ^pVerona, Italy; ^qDepartment of Agricoltura, Food and forest Sciences, University of Palermo, Palermo, Italy; ^rDepartment of Life and Environmental Sciences, University of Cagliari, Cagliari, Italy; ^sDepartment of Bioscience, Biotechnology and Environment (DBBA), Botanic Garden Museum, University of Bari "Aldo Moro", Bari, Italy; ^tSezione di Botanica, Museo di Storia Naturale di Milano, Milano, Italy; ^uCentro Ricerche Floristiche Marche, Pesaro, Italy; ^vDepartment of Environmental Biology, Sapienza University of Rome, Rome, Italy; ^wNatural History Museum, Botanical section, FI Herbarium, University of Florence, Italy; ^xMuseo Botanico del Sistema Museale di Ateneo, University of Pisa, Italy; ^yMuseo Botanico-Erbario, Università di Padova, Padua, Italy; ^zTrieste, Italy; ^{aa}Department of Biological and Environmental Sciences and Technologies, University of Salento, Lecce, Italy; ^{bb}Società per gli Studi Naturalistici della Romagna, Bagnacavallo, Ravenna, Italy; ^{cc}Incia Soc. Cooperativa Ambiente e Turismo, Bibbiano, Reggio Emilia, Italy; ^{dd}Rome, Italy; ^{ee}Liceo Scientifico "A. Roiti", Ferrara, Italy; ^{ff}Department of Agriculture, Food, Natural Resources and Engineering (DAFNE), University of Foggia, Foggia, Italy; ^{gg}Ferrara, Italy; ^{hh}Ministry of the Environment and Energy Security, Roma, Italy; ⁱⁱFondazione Museo Civico di Rovereto, Trento, Italy; ^{jj}Museo civico Archeologico e di Scienze Naturali "Federico Eusebio", Alba, Italy; ^{kk}Scuola di Scienze Agrarie, Forestali, Alimentari e Ambientali, Università della Basilicata, Potenza, Italy; ^{ll}Institute for Timber Plants and the Environment (I.P.L.A.), Torino, Italy; ^{mm}Natural History Museum "Giacomo Doria", Genova, Italy; ⁿⁿDepartment of Biology, University of Naples, Federico II, Naples, Italy; ^{oo}DAGRI, University of Florence, Florence, Italy; ^{pp}Faculty of Education, Free University of Bozen-Bolzano, Brixen-Bressanone, Italy

ABSTRACT

Ambrosia psilostachya (Asteraceae) is a perennial ragweed native to North and Central America, introduced to Europe at the end of nineteenth century. Likely to have been accidentally introduced, the species spread in several countries. For a long time, its invasion history has been overlooked mainly due the frequent misidentifications with other ragweeds, mostly with *A. maritima*, the only species of the genus *Ambrosia* native to the Old World. This study reconstructs the invasion history of *A. psilostachya* in Italy through an extensive review of herbarium specimens, literature and field data. According to our research, *A. psilostachya* was probably introduced to Italy in the first half of nineteenth century, but the first record in the wild dates back to the beginning of twentieth century on the Tyrrhenian coastline. Over the years, *A. psilostachya* spread along the peninsula becoming common along rivers and coastal dunes, especially in habitats characterized by sandy soils. Its massive occurrence along sandy coastal systems should be considered an urgent call to investigate this species and its impacts more deeply. The species could represent a relevant threat to native flora especially on sandy soils as well as to human health due to its allergenic pollen.


ARTICLE HISTORY

Received 4 April 2024
Accepted 26 March 2025

KEYWORDS

Alien species; biological invasion; herbaria; pathways of introduction; ragweed

CONTACT Chiara Montagnani  chiara.montagnani@unimib.it  Piazza della Scienza 1, 20126 Milan, Italy.

 Supplemental data for this article can be accessed online at <https://doi.org/10.1080/11263504.2025.2485990>.

© 2025 The Author(s). Published by Informa UK Limited, trading as Taylor & Francis Group

This is an Open Access article distributed under the terms of the Creative Commons Attribution-NonCommercial-NoDerivatives License (<http://creativecommons.org/licenses/by-nc-nd/4.0/>), which permits non-commercial re-use, distribution, and reproduction in any medium, provided the original work is properly cited, and is not altered, transformed, or built upon in any way. The terms on which this article has been published allow the posting of the Accepted Manuscript in a repository by the author(s) or with their consent.

Introduction

Biological invasions are an increasing issue at a global level (Seebens et al. 2017; Pyšek et al. 2020; Daly et al. 2023). Invasive alien species are a major component of global change (Essl et al. 2020), causing severe negative impacts on native biodiversity and ecosystem functioning (Bellard et al. 2016; Blackburn et al. 2019; Rai and Singh 2020; Dueñas et al. 2021), frequently affecting also the economy and human health (Calabrese et al. 2015; Schindler et al. 2015; Diagne et al. 2022).

In this regard, *Ambrosia* L. (Asteraceae) is globally considered a problematic genus (Smith et al. 2013; Makra et al. 2015; Montagnani et al. 2017). Species, commonly called ragweeds, are mostly native to North America. With the help of human-mediated vectors, species such as *A. artemisiifolia* L. (common ragweed) spread almost all over the world (Essl et al. 2015), becoming invasive alien species of global concern (Schaffner et al. 2020; Montagnani et al. 2023). Generally, the main problem with ragweeds regards their allergenic potential, due to a highly volatile pollen causing severe symptoms (e.g. hay fever, dermatitis) to sensitive persons, and a consequent relevant expenditure at the sanitary level (Montagnani et al. 2023). Moreover, major economic losses in agriculture are associated to several species that are crop weeds (e.g. *A. artemisiifolia*, *A. confertiflora* DC. and *A. trifida* L.) (Essl et al. 2015; Yair et al. 2019; Chauvel et al. 2021). In the roster of alien ragweeds, *A. psilostachya* DC. (Western or perennial ragweed) is a globally widespread species, occurring in all continents (except Antarctica). Its native range spans from northern Mexico to the USA (almost all states) and the southern provinces of Canada (Strother 2006). It is a perennial plant, typical of tallgrass prairies of the American Great Plains (Reece et al. 2004), where it is also a weed in pastures and rangelands, favoured by overgrazing and fire (Funderburg et al. 2014). It is a pioneer, sand-loving species adapted to xeric and, preferentially, sunny conditions (even if it also lives under the canopy of open woodlands) (Montagnani et al. 2017). Furthermore, it is resistant to high salt and metal concentration in soils (Rivera-Becerril et al. 2013). All these characteristics contribute to making *A. psilostachya* an opportunistic plant which can easily colonize synanthropic habitats as well as natural and semi-natural environments exposed to a certain degree of human disturbance. Coherently, in Europe, *A. psilostachya* is reported to colonize anthropogenic herb stands (e.g. along road verges, urban wastelands), agricultural contexts (e.g. fallows, recently abandoned fields and field margins, vineyards) as well as dry sandy grasslands also on alluvial soils, river banks, coastal dunes and, occasionally, sandy shores (Weeda 2010; Del Vecchio et al. 2015; Fried et al. 2015; Ardenghi and Polani 2016; Dines and Pearman 2020; Verloove 2023). The perennating plagiotropic creeping roots are the key organs that allow *A. psilostachya* to live and spread in stressful conditions, also thanks to the physiological integration among connected ramets and to mycorrhizal fungi (Salzman 1985; Rivera-Becerril et al. 2013). Root and belowground shoot fragments, rather than fruits, are likely to be key propagules in the dispersal of *A. psilostachya* and vegetative reproduction by root sprouts

represent the prevailing reproductive strategy, ensuring a rapid spread of the species once established (Bassett and Crompton 1975; Karrer et al. 2023).

In addition to the release of allergenic pollen and its negative impacts as weed in crops and pastures (Montagnani et al. 2017, 2023), another highly alarming aspect is represented by its ability to colonize and spread in coastal sandy dune plant communities, which poses a risk to native flora and habitats of conservation concern (Del Vecchio et al. 2015; Fried et al. 2015).

In spite of the high risk represented by the spreading of this species, to date *A. psilostachya* has been poorly studied (Karrer et al. 2023). Probably this is primarily due to the frequent misidentifications with other congeners: *A. psilostachya* is frequently confused with *A. artemisiifolia*, occasionally *A. tenuifolia* (Karrer et al. 2021) or *A. maritima* L., which is currently considered the only ragweed native to Europe and the Mediterranean Basin, scarcely known due to its extreme rarity (Orsenigo et al. 2017; Karrer et al. 2023). Identification issues are mainly due to the lack of reliable identification keys in former times but also to the morphological variability of the species. These critical issues contributed to overlook the invasion of *A. psilostachya* (Karrer et al. 2023), with genuine inaccuracies about its distribution, despite recent taxonomic clarifications (Karrer et al. 2016, 2021; Karrer and Guarino 2018, 2019). In Europe, *A. psilostachya* has been introduced to many countries (Montagnani et al. 2017) and, while in several areas of central and northern Europe it failed to establish after initial introduction (e.g. Austria, Hungary, Denmark, Estonia, Finland, Norway), in southern Europe it is currently in expansion (Karrer et al. 2023; Lozano et al. 2024). In this regard, in Italy, the species occurs in many regions (Galasso et al. 2018, 2024), advancing especially along rivers (Pignatti et al. 2017) and becoming very common in coastal habitats also in sites of conservation interest (Del Vecchio et al. 2015; Giulio et al. 2021; de Francesco et al. 2022). Being an opportunistic species, *A. psilostachya* especially colonizes disturbed areas and distinguishing negative impacts due to its spread from those related to human disturbance (e.g. trampling) could be often tricky. In coastal dunes, *A. psilostachya* would take advantage of disturbance to thrive where native species cannot, replacing the most sensitive taxa (Del Vecchio et al. 2015). Although studies about impacts are few and results contrasting (Fried et al. 2015; Sohrabi et al. 2021), the high spreading ability of the species requires a precautionary approach. In fact, especially in a country such as Italy, characterized by a huge coastal natural heritage already under pressure due to long-lasting severe anthropogenic transformation (Prisco et al. 2016), the species poses a potential serious threat to coastal flora and ecosystems. So, based on extensive herbarium revisions as well as field and literature data collection, in the present study, we reconstruct for the first time the invasion history of *A. psilostachya* in Italy from its early introduction until today, covering more than one century. Together with a geography-based timeline of invasion, the spectrum of environments progressively colonized by the species is also given. Records are based on reliable sources, as we matched a wide revision of herbarium specimens with field data collected by expert botanists and

consistent bibliography. This *a posteriori* analysis sheds light on the first invasion phases of *A. psilostachya* in Italy and can contribute to understand the key mechanisms underlying the spread of this species, providing useful information to its monitoring and effective management.

Materials and methods

Data collection and specimen identification

We examined herbarium specimens referred to the *Ambrosia* genus in Italy from the main Italian herbaria and important European herbaria. The list of consulted public herbaria is reported in Table S1. In addition to the herbarium data, field data were collected by authors involved in the present work and scientific and grey literature mentioning the target species was analyzed. Moreover, data regarding *A. psilostachya* collected by Gentili et al. (2017) and Karrer et al. (2023) were also integrated. Localities lacking geographic coordinates were georeferenced basing on toponyms reported in IGM (Italian Military Geographic Institute) database available on Geoportale Nazionale (<http://www.pcn.minambiente.it/viewer/>) or Google Maps and Google Earth platforms. Duplicates (records with the same coordinates and year of collection) were maintained only when different localities were associated to the same geographic coordinates (e.g. when coordinates correspond to the centroid of a grid that includes more sites).

As previously said, *A. psilostachya* can be frequently confused with other congeners and issues can arise when dealing with incomplete and old herbarium specimens. In the present work we integrated the key to *Ambrosia* species in Flora of North America by Strother (http://www.efloras.org/florataxon.aspx?flora_id=1&taxon_id=101325; accessed 29 August 2023) with the most recent identification keys deriving from a wide analysis of European herbaria and field specimens (Karrer et al. 2016, 2021; Karrer and Guarino 2018, 2019). Considering that misidentification frequently occurs with *A. artemisiifolia* (annual) and *A. maritima* (annual or short-lived perennial), whose belowground organ is a taproot, *A. psilostachya* can be easily identified if the belowground organs are well documented. Moreover, the leaves represent a quite reliable morphological trait to be considered for identification; they are arranged proximally opposite and distally alternate. *A. psilostachya* leaf blades are characterized as pinnatifid (1-pinnate compound) or pinnatopartite (rarely entire, i.e. uppermost stem leaves and leaves of individuals in shade) with lobes linear and widely connected, often sharpened to the tip. Petioles are either missing or very short (not longer than 25 mm) and broadly winged. Leaves are densely hairy on both the abaxial and adaxial side and coloured somewhat greyish-green (slightly darker green on the adaxial surface). Fruits (1-seeded achene enclosed in a bur) have few (1–6) or none lateral blunt spines; however, the general variability of diaspores in the genus can be misleading. The herbarium specimens identified as *A. psilostachya* are reported in Table S2. In order to ease the identification of revised specimens in herbarium collections, for each record the following details are provided: (1) code of herbarium,

reported in accordance to Index Herbariorum (2024); (2) accession number/barcode of herbarium specimen (when available) (3) previous and revised identification of specimen, (4) locality (as reported in herbarium specimen label), (5) date of collection, (6) notes (e.g. collectors, previous revisions).

Classification of colonized environments

Based on field observations and information obtained from herbarium specimens and bibliographic data, for each record of occurrence of *A. psilostachya* “in the wild” (i.e. not cultivated, outside confined environments such as gardens), the colonized environment has been categorized according to the following classification:

- *Beach and costal dunes*: coastal environments from sandy dunes to beaches; in addition, retrodunal pine woods on sandy soil are included in this category;
- *Rivers and waterbodies*: banks of lentic and lotic water systems;
- *Other natural and semi-natural environments*: grasslands, fallows and open woods (generally ecotonal environments);
- *Country matrix*: farms and little towns in the countryside in an agricultural-dominated landscape;
- *Railways*: railroad yards and stations;
- *Roads*: verges of linear infrastructures not strictly related to agricultural or urban contexts;
- *Urban matrix*: towns and cities;
- *Wasteland*: unmanaged areas in quarries or industrial contexts as well as abandoned fields (e.g. allotments interested by working sites).

On a 20-years basis, an analysis of the frequencies of *A. psilostachya* records in the above-mentioned environments along the timeline of invasion was done.

Distribution and areas of first introduction

In a Geographic Information System (GIS) environment, using QGIS version 3.28 “Firenze” software (QGIS Association, <http://www.qgis.org>), the distribution map of *A. psilostachya* in Italy was obtained, considering the period from the first introduction to the most recent records.

In the SAGA GIS application, we used the IDW (Inverse Distance Weighting) method to interpolate the spatial distribution of the year of record of *A. psilostachya* in an area, in order to highlight the areas of first introduction (resolution: 1 km; power: 2). The IDW method is a deterministic method where the unknown point values are estimated with a weighted average of the values available at the known points; this algorithm generates a map from vector point data by inverse distance squared weighting and uses numerical approximation (weighted averaging) techniques (Duarte et al. 2015). To correctly identify the areas of first introduction, among all those where *A. psilostachya* was found repeatedly for more than one year, only the oldest record was selected for the analysis. Furthermore, in order to avoid

incorrect inferences of the time of introduction in areas where the species is absent, the analysis was scaled only on those areas where *A. psilostachya* could potentially be present (even if not surveyed), delimited within a radius of 50 km from each record of the species.

Results

Data collection

Among a total of 1,133 collected records, 917 were attributed to sites of occurrence of *Ambrosia psilostachya*.

In particular, we examined 437 herbarium specimens labelled as *Ambrosia* sp. pl. collected from 1804 to 2018, plus the examination of the Aldrovandi herbarium (BOLO) in which specimens dating back to the turn of the 16th and 17th centuries are conserved. In total, 221 specimens have been identified as *A. psilostachya*. Thirty-three percent of herbarium specimens attributed to *A. psilostachya* were erroneously or incompletely (e.g. *Ambrosia* sp.) identified in the past. Of these, the majority was confused with *A. maritima* (77%), while misidentifications with *A. artemisiifolia* were much less frequent (just three cases). In most cases, *A. psilostachya* was identified as another species, and only in one case *A. artemisiifolia* was misidentified as *A. psilostachya*. Overall, 529 records came from field observations by co-authors involved in the present work. Then, 167 records were extrapolated from bibliographic sources, databases and online floras published from the first decades of the twentieth century onwards. Total records corresponding to *A. psilostachya* listed by sources are reported in Table 1.

Distribution of *A. psilostachya* in Italy

Occurrences of *A. psilostachya* are mainly distributed in northern (Piemonte, Liguria, Lombardia, Trento Autonomous Province, Emilia-Romagna, Veneto, Friuli Venezia Giulia) and central Italy (Toscana, Lazio, Abruzzo, Marche, Umbria) while only eight records refer to southern Italy, with only one record in Calabria and three and four in Molise and Puglia, respectively (Figure 1). However, the presence of the species has not been recently confirmed in Lazio, coherently to Lucchese (2018) and Umbria (last observations in the 1970s). Other uncertain cases regard: Liguria, where the species has not been recently recorded since the 1990s, but its occurrence should be verified especially at the borders with Toscana (where it has been recorded along the Parmignola river in 2012–2013; Ciccarelli et al. 2014) and Piemonte (1994 at Piana Crixia, Savona) and Trento Autonomous Province,

where the species has been no longer found in spite of quite recent records (2004).

Three main clusters of records can be identified on a geographical basis: the Tyrrhenian cluster including records from Liguria to northern Toscana, the Padana cluster grouping records distributed in the Po Plain, along Po River and connected watercourses, and the Adriatic cluster formed by records distributed almost continuously along the Adriatic coast from Trieste and the Marano and Grado Lagoon to the northern part of the Gargano peninsula. According to biogeographic regions (as defined by the map from the European Environment Agency, available at <http://www.eea.europa.eu/>), *A. psilostachya* is mainly concentrated in the Continental region and secondarily in the Mediterranean one, while in the Alpine region the occurrences are more sporadic.

Invasion history of *A. psilostachya* in Italy

In the following paragraph, the source of the datum is indicated only for records extrapolated from the literature; differently, when no reference is reported, it is implied that the record was derived from herbarium collections and Table S2 needs to be checked for details.

The oldest record of *A. psilostachya* corresponds to an herbarium specimen dating back to 1842: it is from the herbarium of Pisa (PI) and it was identified as "*A. heterophylla* Muhl. ex Willd." (synonym of *A. polystachya* DC.) after the collection in an unidentified botanical garden in Veneto region (NE Italy), as reported in the label ("in Hort. botanico veneto"). This record has not been included in our analysis as it cannot be excluded that the species was cultivated. More than six decades after, *A. psilostachya* was found in the wild: indeed, in 1909, it was collected as *A. maritima* in northern Toscana, in a locality (Quercioli) in the inland of Massa (Massa-Carrara), not far from the coast. After this, in 1923, *A. psilostachya* was collected again in Massa-Carrara (locality Fossola), few kilometres from the first record site. In the period from 1909 to 1927, the only records of *A. psilostachya* are reported for this area of northern Toscana, mostly in Massa-Carrara but also in Viareggio (Lucca). As the 1930s approached, *A. psilostachya* was found in new southward areas of Toscana (Livorno province), mainly on the sandy beachside or along coastal roads, but also northwards, as new occurrences in Liguria and Piemonte region (NW Italy) were found. In Liguria, from 1929 on the species was found in Genova: initially along the urban shoreline and then along the Polcevera and, secondarily, Bisagno rivers. Other sites were identified westwards in 1934, in the inner areas nearby Varazze (Savona). In Piemonte, the first records date back to 1931 in the Langhe sector (Castiglione Falletto, Cuneo), where the species was collected and studied by Prof. Ferdinando Vignolo-Lutati (1935), who published the first study on the genus *Ambrosia* in Italy, trying to unravel the complicated identification of taxa.

Then, in 1940 *A. psilostachya* made its appearance on the Adriatic coast. Specifically, it was recorded in central Italy, Marche, between Pesaro and Fosso Sejore (Pesaro-Urbino) where it will be repeatedly found in following decades, from the end of 1950s onwards (Viegi et al. 2003).

Table 1. Number of analyzed records from different sources and number of occurrences corresponding to *Ambrosia psilostachya*.

Source	Collected records	<i>A. psilostachya</i> occurrences
Herbaria	437	221
Field observations	529	529
Literature and on line databases	167	167
Total	1133	917



Figure 1. Distribution of *Ambrosia psilostachya* in Italy with confirmed (green) and not confirmed (grey) occurrences. The map at bottom left reports the acronym of Italian administrative regions (ABR: Abruzzo; BAS: Basilicata; CAL: Calabria; CAM: Campania; EMR: Emilia – Romagna; FVG: Friuli Venezia Giulia; LAZ: Lazio; LIG: Liguria; LOM: Lombardia; MAR: Marche; MOL: Molise; PIE: Piemonte; PUG: Puglia; SAR: Sardegna; SIC: Sicilia; TOS: Toscana; TAA: Trentino alto adige; UMB: Umbria; VDA: Valle d'Aosta; VEN: Veneto).

After the Second World War, during the 1940s, *A. psilostachya* appeared in the Po Plain and in the Pre-Alpine area. It ephemerally appeared in Lombardia, firstly in Varese (1946) and subsequently in Milano (1949), in both cases along railroads or in railway yards. In 1947, it was firstly recorded in Emilia-Romagna, in Parma, along the homonymous stream. In the same period, it was first recorded on the northern Adriatic coast, in Friuli Venezia Giulia (1946, Riva Lunga di Monfalcone, Gorizia) (Cohrs 1953) and, in 1949, it was repeatedly found in Veneto in Jesolo (Venezia) on the beachside and in areas near the Piave river and the Laguna Veneta. In the same year, *A. psilostachya* was found

also more southward on the beach of Roseto degli Abruzzi (Teramo).

In the 20 years between 1950 and 1970, the records along the Adriatic coast multiplied: especially in the 1950s, *A. psilostachya* was found both on the coast and in inner areas in Abruzzo (e.g. Basciano on the central Apennines at 400 m a.s.l.), and during the 1960s, as anticipated, it was frequently recorded along the coast of Marche (Viegi et al. 2003). In 1956, the species was firstly recorded along the Po River in Emilia Romagna (Piacenza). In this period, it also appeared in two big cities where today its occurrence is no longer confirmed: in 1954, its presence was reported along

the urban roads in changing areas in Torino (Piazza Marmolada and surroundings), where the species has been noticed until 1977; finally, in 1964, *A. psilostachya* was found in Roma (Pineto area) where its presence is confirmed only until 1972.

From 1970 to the end of the '80s, the records of *A. psilostachya* are scattered along the Italian peninsula, with a major concentration in the administrative region of Piemonte and on the northern Apennines (Piana Crixia, Savona). During this period, *A. psilostachya* was recorded in the alpine zone, on the western Alps in 1972 (Venaus – Susa Valley, Torino) (Mondino G.P. *personal observation*). It was also observed in the Po Delta area (between the provinces of Rovigo and Ferrara) and new occurrences nearby Venezia (Punta Sabbioni) were added.

From the 1990s onwards, *A. psilostachya* has been repeatedly found in the Po Plain and tributaries, where recent records are the majority, as well as along the Adriatic coasts. In this period, *A. psilostachya* was found for the first time in southern Italy. In 1990, it firstly appeared on the coasts of Molise, in Termoli (Campobasso), while a few years later, in 1999, it was found in Puglia, both in the northern part (Gargano promontory) in Schiapparo (Lesina, Foggia) and southern part in Torre Guaceto (Brindisi). Finally, in 2013, for the first time, the species was found in Calabria, at the estuary of Fiumara dell'Amendolea (Reggio Calabria), a region where it is currently naturalized (Spampinato et al. 2022).

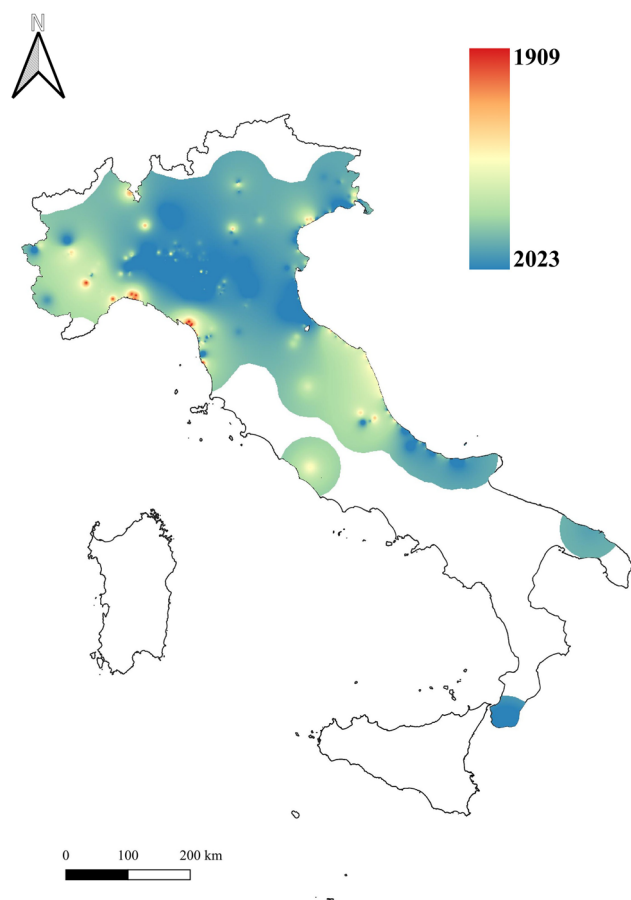


Figure 2. Areas of introduction of *Ambrosia psilostachya* in Italy.

Based on the interpolation of the year of collection (only for plants found in the wild), the map in Figure 2 gives a general and summarizing overview of the areas of first introduction of *A. psilostachya*, in a colour scale that goes from red, indicating the oldest records, to blue for the most recent ones. The map highlights as the areas of oldest occurrence of *A. psilostachya* the northern Tyrrhenian coast, specifically northern Toscana and Genova, and secondarily southern Piemonte, on the hillside of Castiglione Falletto.

Colonized environments

Beyond the first collection in a botanical garden, until 1932, *A. psilostachya* collections were clustered nearby coastal settlements (sometimes in rural areas not far from the coast as the first record of the species in northern Toscana), while since 1933 it started to be found also in inner areas in little towns in the countryside. Until the beginning of 1940, it was frequently found along roads, on beaches and secondarily along rivers (Figure 3). The majority of these environments were associated to coastal or country settlements: road verges tight between built-up areas and beaches or crossing country towns, beaches neighbouring coastal settlements, watercourses flowing across country contexts close to urban areas. In this period, only in one case *A. psilostachya* was not found close to settlements but, however, in a narrow coastal valley in the Mediterranean maquis crossed by railways and road bridges (Botro di Calignania, Livorno). As shown in Figure 3, only after 1940 *A. psilostachya* started colonizing new types of environments, even if marginally: in fact, especially between 1940 and 1960, it was collected along urban roads in big cities (e.g. Torino, Roma) and several times along railroads and in railway yards (e.g. Milano, Varese, Verona), contexts where the species usually resulted to be ephemeral. Later, *A. psilostachya* was found in other human-shaped environments classified as “wasteland” due to null or very low level of management: abandoned lots nearby or inside industrial sites, unmanaged areas in quarries or abandoned fields are example of environments where the species has been sporadically found in more recent times (from 1980 onwards). Regarding natural or semi-natural environments, from the 1950s onwards, *A. psilostachya* was observed also in grasslands (usually in quite disturbed contexts) and woods (open woods or nearby paths crossing the woods); more recently it has been found also in open habitats on the Maritime Alps (valley floor of Vallone dell’Arma, Cuneo). However, other natural/semi-natural or human-shaped environments not ascribable to river or other waterbodies and beach-dune systems remained secondary during the colonization of Italy by *A. psilostachya*: as reported in Figure 3, from the past to today the species became frequent along rivers and coasts, where it currently colonizes coastal dune systems, beaches (even sometimes between the shoreline and the shifting dunes) and retrodunal pine woods. Field observations and data reported on herbarium labels indicate that the species is very often associated to sandy soils.

Considering the entire time span in which it spread, *A. psilostachya* has been found from sea level up to 1,400 m a.s.l. as it occurs from the coasts to Alpine valley floors.

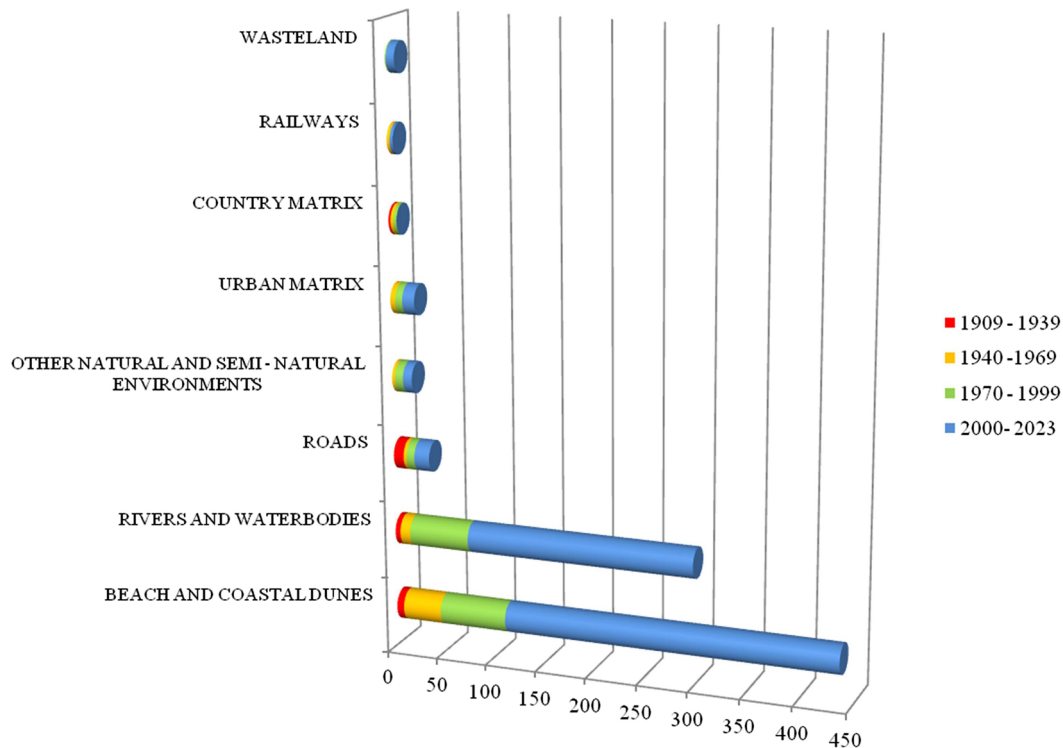


Figure 3. Types of environments colonized by *Ambrosia psilostachya* along the timeline of invasion in Italy. Number of records collected in each time span (x-axis) are reported for each type of environment (y-axis).

Discussion

The present investigation, based on a considerable and reliable amount of data collected from herbaria, expert botanists and literature, allowed to map the distribution and invasion history of *Ambrosia psilostachya* in Italy in a time span of more than one century. New information and insights were obtained about this overlooked North American ragweed, which is quite silently gaining ground in Europe and in other continents.

Invasion history of A. psilostachya in Italy: first introductions

We found that the first evidence of introduction of *A. psilostachya* to Italy dates back to 1842 in a botanical garden in Veneto, which could be the Padua Botanical Garden, even though no other information is available to confirm the localization. If this record is considered, Italy may be considered the first European country where *A. psilostachya* has been introduced, before Great Britain (1880), France (1891) and Germany (1894) (Montagnani et al. 2017; Karrer et al. 2023). Before 1842, *A. psilostachya* could be listed in botanical garden collections, for example under the synonym of *A. peruviana* DC. (Tenore 1813), but actually the analysis of available specimens did not confirm the identification. Botanical gardens are known to play a key role in the first introduction of alien plants and their subsequent “escape” in the wild (van Kleunen et al. 2018; Ni and Hulme 2021), but it is not known whether the species was an accidental occurrence or a cultivated plant in the garden. In favour of the latter hypothesis, it is important to highlight that also other ragweeds have

been cultivated in botanical gardens since the end of the eighteenth century such as *A. artemisiifolia*, *A. maritima*, *A. peruviana* All. and *A. trifida* (Allioni 1770–1773; Essl et al. 2015; Gentili et al. 2017). In this regard, also *A. psilostachya* could have been imported from North America as medicinal plant used in traditional medicine by Indigenous peoples of the Americas (Montagnani et al. 2017). However, the first record of *A. psilostachya* in the wild seems not to be related to botanical gardens and it is far from Veneto.

In fact, after more than sixty years, in 1909, the species was found surely as spontaneous in northern Toscana, likely to be the first area of introduction in the wild of *A. psilostachya* (Figure 2), where the plant found suitable conditions to thrive over the years and up to now (Figure 1). Accordingly, in Italy, the first record in the wild is earlier than found in earlier studies (previously, the first introduction was dated 1924; Karrer et al. 2023). The presence of ports already active at the beginning of the twentieth century (Marina di Carrara and Viareggio) and an extended sandy coast might have played a crucial role in the introduction and spread of the species in this area. Ports are an important gateway of accidental introduction of alien species (Tordoni et al. 2017; Yu et al. 2020). So, once cargos containing contaminated lots of vegetables (e.g. potatoes; Montagnani et al. 2017; Karrer et al. 2023) or cereals have been unloaded from the ships, *A. psilostachya* could have “escaped”, finding suitable transitory conditions in the port area (Ikeda et al. 2022) or in nearby beaches (*A. psilostachya* was found in 1927 and 1930 in beaches not far from the ports of Marina di Carrara and Viareggio, respectively). Even if the northern Toscana ports were not particularly dedicated to the grain commerce (mainly addressed to Carrara’s marble trade and elite

tourism), the transit of food or grain shipments cannot be excluded. The potential relevance of ports in the introduction of *A. psilostachya* to Italy seems to be supported also by the early presence of the species in Genova, an important port city addressed to the international trade of different commodities (grains and vegetables included), and in the surroundings of Livorno, another historical city port (Figure 2).

Invasion history of *A. psilostachya* in Italy: secondary introduction and spread

If ports might have been the gateway of introduction to Italy, then *A. psilostachya* arrived to novel areas probably thanks to diversified unintentional pathways. For example, its early occurrence in inner areas (e.g. in northern Toscana and valleys near Genova, Langhe hillside in southern Piemonte) might be the result of the use of commodities contaminated by viable propagules of *A. psilostachya*. The unintentional introduction as contaminants is an effective pathway of introduction and spread of alien species at world level (Cossu et al. 2020; Montagnani et al. 2023). In Europe, the importance of this pathway is known also for *A. artemisiifolia* (Essl et al. 2015), contaminant of agricultural commodities which became a relevant crop weed. The same vector can be assumed for *A. psilostachya*, even if it rarely occurs in crop fields (Karrer et al. 2023) and, also in the present analysis, in agricultural areas it has never been found in crops, but mostly along field margins or ruderal sites nearby roads (e.g. in Castiglione Falletto and Varazze). This could be related to ecological reasons (e.g. lack of suitable edaphic conditions) or maybe the species was a contaminant of grains and vegetables not for planting in fields but for food consumption (human food, livestock feed or industrial products; Cossu et al. 2020). This would be coherent with its early presence also in inner areas not characterized by a large-scale agriculture where the rural matrix was mixed with small-size manufactures at that time (e.g. Polcevera valley in Genova, Quercioli and Pontecimato in Massa-Carrara). The hypothesis that contaminated commodities from North America were largely used in northwestern Italy is supported also by the early occurrence of other North American congeners in the same areas: *A. artemisiifolia* has been firstly found in southern Piemonte (in 1902 in Alba, a few kilometres from Castiglione Falletto) and in the 1930s in Liguria along the Polcevera river (Gentili et al. 2017), where also *A. trifida* was found (Montagnani, unpublished data).

After 1943, unintentional introductions and secondary spread of *A. psilostachya* likely increased with the arrival of the "Allied troops" for the Italian Campaign of the U.S. Army (1943–1945) during the Second World War. The role of military movements of U.S. troops has already been identified as a promoting factor in the introduction and spread of *A. psilostachya* in other parts of the world, as in Australia and Belgium (Parsons and Cuthbertson 2001; Verloove 2023), as well for *A. artemisiifolia* (Chauvel et al. 2006) and *A. trifida* (Ardenghi and Polani 2016). Specifically, *A. psilostachya* could have been transported as contaminant of commodities as well as a "hitchhiker" on both civil and military vehicles and

machineries, embedded in soils attached to wheels, tracks, etc. (Montagnani et al. 2017). This would have contributed to the introduction/spread of *A. psilostachya* both on the countryside (Ardenghi and Polani 2016) and in urban areas. In particular, at the end of the 1940s, the occurrence of *A. psilostachya* in railway yards (Varese, Milano) and big cities (Torino) could be caused by the passage of the U.S. troops or the transportation and depots of military cargoes. Maybe also urban cultivations for food supply in "war gardens" (Rusciano et al. 2017) could have contributed to the introduction of *A. psilostachya* to cities. In urban areas, the species probably benefitted from the presence of ephemeral "post war" suitable conditions that disappeared with the reconstruction of cities.

All these vectors are likely to be relevant to the introduction of *A. psilostachya* in Italy that probably resulted from events occurring at different times and in different areas, coherently to genetic data collected by Karrer et al. (2023). Some of these factors (e.g. introduction as contaminant of commodities) may keep on being active and progressively contributed to new introductions or new sites of occurrence. In this regard, also natural vectors could have played a role: the distribution of *A. psilostachya* in the Po Plain along the Po River and its tributaries (Figure 1) is an evident result of an effective hydrochorous dispersal of seeds or fragments of roots along watercourses (Montagnani et al. 2017; Karrer et al. 2023). Along coasts, again natural vectors can be responsible of the long-distance dispersal of the species: sea currents and waves could have transported the viable propagules of *A. psilostachya* over very long distances (Karrer et al. 2023) as also reported for other invasive alien species (e.g. *Carpobrotus edulis* (L.) N.E.Br.; Souza-Alonso et al. 2020), even if the effectiveness of this vector has yet to be demonstrated. However, considering the massive spread along the northern Toscana coast and especially along the Adriatic coast from the 1960s onwards (Figure 2), it seems clear that *A. psilostachya* has been strongly promoted by factors related to urbanization specifically along coasts. Since the beginning of the twentieth century, but especially after the Second World War, Italian coasts were subjected to deep changes, due to city and infrastructure construction as well as tourism development (Malavasi et al. 2013; Romano et al. 2017). Thanks to its ruderal behaviour and its ability to thrive in xeric conditions on sandy soils, *A. psilostachya* successfully took advantage of the coastal changes of the last 70 years. It occurred along roads as well as near settlements also at the beachside, while the colonization of more natural coastal areas (e.g. in Veneto) seems subsequent (Figure 3). Roads (including the construction phase) and vehicles (cars, but also working machineries) could have contributed to its dispersal along the coast and elsewhere, as demonstrated for its congeners *A. artemisiifolia* and *A. trifida* (Vitalos and Karrer 2009; Karrer 2014; Rauschert et al. 2017; Lemke et al. 2021; Son et al. 2024), together with the direct or indirect movement of contaminated sandy soils (Karrer et al. 2023). In consideration of the massive horizontal spreading of the roots also in small areas (35m of root system excavated in few square meters; Montagnani C. *personal observation*), contaminated soils can be a highly relevant source of viable propagules. These

factors can be locally relevant, but they can also act at wider scale: Karrer et al. (2023) supposed that the dispersal of the species over very long distances (170km) can be ascribed to contaminated vehicles used for construction of infrastructure along beaches. Moreover, the presence of roads seemed to contribute to the introduction of *A. psilostachya* not only at sea level but also to Alpine valleys. Albeit sporadically, from the 1970s to recent times (2014), *A. psilostachya* has been found in the western Alps in Vallone dell'Arma (Cuneo) and Val Susa (Torino). Along the valley floor, both valleys are crossed by a road and a highway, respectively. It is known that roads promote the introduction and invasion of alien plant species from the lowlands to the alpine zone (Lembrechts et al. 2014) and this could be an alarming element as *A. psilostachya* can obviously resist cold winter conditions (Montagnani et al. 2017; Karrer et al. 2023) and become a threat to riverine habitats and grasslands in natural areas of conservation concern.

Our study highlighted the marked tendency of the species to become more and more frequent in natural and semi-natural environments (even if under different levels of human or natural disturbance), especially along rivers and coastal dune systems (Figure 3). Our findings are coherent with Karrer et al. (2023) who indicate that *A. psilostachya* is frequent in such natural habitats in Europe. Other studies highlighted that this species is much more common in ruderal habitats and cultivated environments than in semi-natural environments (e.g. France), but this could be due to analyses carried out in sites of late colonization (Fried et al. 2015). Despite the lack of comprehensive investigation into the potential negative impacts, this justifies the concern about the threat of *A. psilostachya* to habitats of conservation interest particularly in coastal areas (Del Vecchio et al. 2015).

The distribution of *A. psilostachya* in Italy

As result of repeated events of introduction and spread, in Italy *A. psilostachya* has invaded 15 out of 20 administrative regions, as it was never recorded in Valle d'Aosta, Campania, Basilicata, Sicilia and Sardegna, coherently to Galasso et al. (2024). North and central Adriatic coasts and the central part of Po Plain are the most invaded areas, together with the northern Toscana coasts. The very sporadic occurrence of *A. psilostachya* in southern Italy and in the central and southern Tyrrhenian coasts, where suitable habitats occur (e.g. extensive sandy shorelines), could be related to the lack of suitable climatic conditions. However, *A. psilostachya* is likely to be adapted also to warmer and drier climates as those characterizing the southern Mediterranean areas (Blasi et al. 2014). In this regard, predictive models indicate that *A. psilostachya* can expand its range also in warmer and drier conditions forecasted under future climate change scenarios (Rasmussen et al. 2017; Xian et al. 2023). So, the absence of the species could be related also to a lack of vectors of introduction and spread to certain areas of southern Italy especially in the past. In this area, the magnitude of international trades *via* ports was lower (Corbino 1923) (even if

present, as in Naples, for example) especially if compared to northwestern Italy where the species was firstly found (Lupo 2010) and agricultural importations from North America had a minor impact (Bevilacqua 1989; Federico et al. 2011). At the beginning of twentieth century, the internal transport of goods by rail in the south of Italy was low as compared to the rest of the country (Mortara 1913) and the process of urbanization and infrastructure building was delayed in many areas (Fiorini et al. 2019). Especially at the beginning of invasion, these factors may have resulted in lowering (or halting) the propagule pressure *via* formerly cited pathways of introduction and spread of the species. In more recent times, also the distance from the Italian core distribution of *A. psilostachya* could have played a role in preventing its massive introduction southward. However, a boost to its introduction may have come from the landing and long stationing of U.S. troops during WWII also in regions where *A. psilostachya* has never been found (e.g. Campania, Sicilia). In consideration of all these elements, further investigations should be done to clarify the absence of *A. psilostachya* in many southern regions where environments suitable to the species are not lacking.

Conclusions

To sum up, it is important to highlight that over the course of a little more than one century, *A. psilostachya* has become quite a widespread invasive alien species in Italy. From early introductions in northwestern Italy, it gradually spread to other areas. Ports seem to have been relevant points of accidental introduction. Subsequently both human-mediated and natural vectors have been relevant vectors of dispersal. Disturbance and vectors related to especially linear infrastructures, coastal changes due to urbanization and tourism created the right conditions for an opportunistic ruderal species, such as *A. psilostachya*, to spread.

Its massive occurrence along sandy coastal systems should be considered an urgent call to investigate more deeply this species and an early sign of alarm for as yet not invaded coastal ecosystems. In this sense, further investigations about its potential negative impacts to native biodiversity and its proclivity to spread southwards, where the species is sporadic until now, should be done in order to prevent the colonization of areas of conservation interest that have not yet been invaded. Attention should also be paid to alpine areas, where it has occasionally been recorded. Furthermore, it should be underlined that *A. psilostachya* colonizes "popular" environments, such as beaches, where its allergenic impacts can be severe. Together with an increase in knowledge, it is desirable to rapidly implement early warning systems and management measures to contain the spread of the species at a national level.

Acknowledgements

The authors gratefully acknowledge Filippo Arienta, Emanuele Del Guacchio, Antonio Dal Lago and Carmelo Maria Musarella for their support.

Disclosure statement

No potential competing interest was reported by the authors.

Funding

Project funded under the National Recovery and Resilience Plan (NRRP), Mission 4 Component 2 Investment 1.4 - Call for tender No. 3138 of 16 December 2021, rectified by Decree n.3175 of 18 December 2021 of Italian Ministry of University and Research funded by the European Union – NextGenerationEU; Award Number: Project code CN_00000033, Concession Decree No. 1034 of 17 June 2022 adopted by the Italian Ministry of University and Research, CUP, H43C22000530001 Project title “National Biodiversity Future Center - NBFC”.

ORCID

Chiara Montagnani  <http://orcid.org/0000-0003-2030-2535>
 Rodolfo Gentili  <http://orcid.org/0000-0002-9332-7963>
 Gerhard Karrer  <http://orcid.org/0000-0001-5172-2319>
 Nicola Maria Giuseppe Ardenghi  <http://orcid.org/0000-0002-4366-5729>
 Fabrizio Bartolucci  <http://orcid.org/0000-0001-8199-6003>
 Lisa Brancaleoni  <http://orcid.org/0000-0003-2495-3888>
 Miris Castello  <http://orcid.org/0000-0002-5081-0365>
 Fabio Conti  <http://orcid.org/0000-0001-7391-6691>
 Giannantonio Domina  <http://orcid.org/0000-0003-4184-398X>
 Giuseppe Fenu  <http://orcid.org/0000-0003-4762-5043>
 Gabriele Galasso  <http://orcid.org/0000-0002-2501-456X>
 Mauro Iberite  <http://orcid.org/0000-0002-2771-2935>
 Rossella Marcucci  <http://orcid.org/0000-0001-6160-7250>
 Pietro Medagli  <http://orcid.org/0009-0005-9158-7381>
 Gianluca Nicoletta  <https://orcid.org/0000-0003-0420-8282>
 Enrico Vito Perrino  <https://orcid.org/0000-0002-0555-4139>
 Irene Prisco  <http://orcid.org/0000-0003-4776-2320>
 Filippo Prosser  <http://orcid.org/0000-0002-8723-9860>
 Leonardo Rosati  <http://orcid.org/0000-0003-4247-6157>
 Alberto Selvaggi  <http://orcid.org/0000-0003-2483-4790>
 Marisa Vidali  <http://orcid.org/0000-0002-7845-6708>
 Robert Philipp Wagensommer  <http://orcid.org/0000-0002-1614-4821>
 Sandra Citterio  <http://orcid.org/0000-0001-5020-1095>

References

- Allioni C. 1770–1773. Auctarium ad synopsis methodicam stirpium Hortii Regi Taurinensis. Mém Phil Math Soc Roy Turin. 5:53–96. [Adding synopsis to the ordered plants of the royal garden of Turin]
- Ardenghi NMG, Polani F. 2016. La flora della provincia di Pavia (Lombardia, Italia settentrionale). 1. L'Oltrepò Pavese. Nat Hist Sci. 3(2):51. doi: [10.4081/nhs.2016.269](https://doi.org/10.4081/nhs.2016.269).
- Bassett IJ, Crompton CW. 1975. The biology of Canadian weeds: 11. *Ambrosia artemisiifolia* L. and *A. psilostachya* DC. Can J Plant Sci. 55(2):463–476. doi: [10.4141/cjps75-072](https://doi.org/10.4141/cjps75-072).
- Bellard C, Cassey P, Blackburn TM. 2016. Alien species as a driver of recent extinctions. Biol Lett. 12(2):20150623. doi: [10.1098/rsbl.2015.0623](https://doi.org/10.1098/rsbl.2015.0623).
- Bevilacqua P. 1989. Storia dell'agricoltura italiana in età contemporanea. Spazi e paesaggi (Vol. 1). Marsilio editori. Venezia.
- Blackburn TM, Bellard C, Ricciardi A. 2019. Alien versus native species as drivers of recent extinctions. Front Ecol Environ. 17(4):203–207. doi: [10.1002/fee.2020](https://doi.org/10.1002/fee.2020).
- Blasi C, Capotorti G, Copiz R, Guida D, Mollo B, Smiraglia D, Zavattoni L. 2014. Classification and mapping of the ecoregions of Italy. Plant Biosyst. 148(6):1255–1345. doi: [10.1080/11263504.2014.985756](https://doi.org/10.1080/11263504.2014.985756).
- Calabrese G, Perrino EV, Ladisa G, Aly A, Tesfichael Solomon M, Mazdaric S, Benedetti A, Ceglie FG. 2015. Short-term effects of different soil management practices on biodiversity and soil quality of Mediterranean ancient olive orchards. Org Agr. 5(3):209–223. doi: [10.1007/s13165-015-0120-8](https://doi.org/10.1007/s13165-015-0120-8).
- Chauvel B, Dessaint F, Cardinal-Legrand C, Bretagnolle F. 2006. The historical spread of *Ambrosia artemisiifolia* L. in France from herbarium records. J Biogeogr. 33(4):665–673. doi: [10.1111/j.1365-2699.2005.01401.x](https://doi.org/10.1111/j.1365-2699.2005.01401.x).
- Chauvel B, Fried G, Follak S, Chapman D, Kulakova Y, Le Bourgeois T, Marisavljevic D, Monty A, Rossi J-P, Starfinger U, et al. 2021. Monographs on invasive plants in Europe N° 5: *Ambrosia trifida* L. Bot Lett. 168(2): 167–190. doi: [10.1080/23818107.2021.1879674](https://doi.org/10.1080/23818107.2021.1879674).
- Ciccarelli D, Di Bugno C, Peruzzi L. 2014. Checklist della flora vascolare psammofila della Toscana. Atti Della Soc Toscana di Sci Nat Memorie, Ser B. 121:37–88. doi: [10.2424/ASTSN.M.2014.05](https://doi.org/10.2424/ASTSN.M.2014.05).
- Cohrs A. 1953. Beiträge zur Flora des nordadriatischen Küstenlandes. Feddes Reper Spec Nov Regni Veg Beih. 56(1):66–96.
- Corbino E. 1923. I porti dell'Italia Meridionale. G Degli Econ e Riv di Stat. 64(7):345–370.
- Cossu TA, Lozano V, Stuppy W, Brundu G. 2020. Seed contaminants: an overlooked pathway for the introduction of non-native plants in Sardinia (Italy). Plant Biosyst. 154(6):843–850. doi: [10.1080/11263504.2019.1701123](https://doi.org/10.1080/11263504.2019.1701123).
- Daly EZ, Chabrierie O, Massol F, Facon B, Hess MCM, Tasiemski A, Grandjean F, Chauvat M, Viard F, Forey E, et al. 2023. A synthesis of biological invasion hypotheses associated with the introduction–naturalisation–invasion continuum. Oikos. 2023(5):1–29. doi: [10.1111/oik.09645](https://doi.org/10.1111/oik.09645).
- de Francesco MC, Tozzi FP, Buffa G, Fantinato E, Innangi M, Stanisci A. 2022. Identifying critical thresholds in the impacts of invasive alien plants and dune paths on native coastal dune vegetation. Land. 12(1):135. doi: [10.3390/land12010135](https://doi.org/10.3390/land12010135).
- Del Vecchio S, Pizzo L, Buffa G. 2015. The response of plant community diversity to alien invasion: evidence from a sand dune time series. Biodivers Conserv. 24(2):371–392. doi: [10.1007/s10531-014-0814-3](https://doi.org/10.1007/s10531-014-0814-3).
- Diagne C, Leroy B, Vaissière A-C, Gozlan RE, Roiz D, Jarić I, Salles J-M, Bradshaw CJA, Courchamp F. 2022. High and rising economic costs of biological invasions worldwide. Nature. 608(7924):E35–E35. doi: [10.1038/s41586-022-05100-6](https://doi.org/10.1038/s41586-022-05100-6).
- Dines TD, Pearman DA. 2020. *Ambrosia psilostachya* DC. BSBI Online Plant Atlas 2020, eds. PA Stroh, TA Humphrey, RJ Burkmar, OL Pescott, DB Roy, KJ Walker. [accessed 2023 Aug 28]. <https://plantatlas2020.org/atlas/2cd4p9h.awm>.
- Duarte L, Teodoro AC, Gonçalves JA, Guerner Dias AJ, Espinha Marques J. 2015. A dynamic map application for the assessment of groundwater vulnerability to pollution. Environ Earth Sci. 74(3):2315–2327. doi: [10.1007/s12665-015-4222-0](https://doi.org/10.1007/s12665-015-4222-0).
- Dueñas M-A, Hemming DJ, Roberts A, Diaz-Soltero H. 2021. The threat of invasive species to IUCN-listed critically endangered species: a systematic review. Glob Ecol Conserv. 26:e01476. doi: [10.1016/j.gecco.2021.e01476](https://doi.org/10.1016/j.gecco.2021.e01476).
- Essl F, Biró K, Brandes D, Broennimann O, Bullock JM, Chapman DS, Chauvel B, Dullinger S, Fumanal B, Guisan A, et al. 2015. Biological Flora of the British Isles: *ambrosia artemisiifolia*. J Ecol. 103(4):1069–1098. doi: [10.1111/1365-2745.12424](https://doi.org/10.1111/1365-2745.12424).
- Essl F, Lenzner B, Bacher S, Bailey S, Capinha C, Daehler C, Dullinger S, Genovesi P, Hui C, Hulme PE, et al. 2020. Drivers of future alien species impacts: an expert-based assessment. Glob Chang Biol. 26(9):4880–4893. doi: [10.1111/gcb.15199](https://doi.org/10.1111/gcb.15199).
- Federico G, Natoli S, Tattara G, Vasta M. 2011. Il commercio estero italiano: 1862-1950. Editori Laterza. Milano.
- Fiorini L, Zullo F, Marucci A, Romano B. 2019. Land take and landscape loss: effect of uncontrolled urbanization in Southern Italy. J Urban Manag. 8(1):42–56. doi: [10.1016/j.jum.2018.09.003](https://doi.org/10.1016/j.jum.2018.09.003).
- Fried G, Belaud A, Chauvel B. 2015. Ecology and impact of an emerging invasive species in France: western ragweed (*Ambrosia psilostachya* DC.). rev. 12(1):53–67. doi: [10.3406/rev.2015.1814](https://doi.org/10.3406/rev.2015.1814).
- Funderburg ER, Locke JM, Biermacher JT. 2014. Evaluation of aminopyridin applied PRE to control Western Ragweed (*Ambrosia psilostachya*) in Oklahoma Pastureland. Weed Technol. 28(2):395–400. doi: [10.1614/WT-D-13-00171.1](https://doi.org/10.1614/WT-D-13-00171.1).

- Galasso G, Conti F, Peruzzi L, Alessandrini A, Ardenghi NMG, Bacchetta G, Banfi E, Barberis G, Bernardo L, Bouvet D, et al. 2024. A second update to the checklist of the vascular flora alien to Italy. *Plant Biosyst.* 2024. 158(2):297–340. doi: [10.1080/11263504.2024.2320129](https://doi.org/10.1080/11263504.2024.2320129).
- Galasso G, Conti F, Peruzzi L, Ardenghi NMG, Banfi E, Celesti-Grappo L, Albano A, Alessandrini A, Bacchetta G, Ballelli S, et al. 2018. An updated checklist of the vascular flora alien to Italy. *Plant Biosyst.* 152(3):556–592. doi: [10.1080/11263504.2018.1441197](https://doi.org/10.1080/11263504.2018.1441197).
- Gentili R, Gilardelli F, Bona E, Prosser F, Selvaggi A, Alessandrini A, Martini F, Nimis PL, Wilhelm T, Adorni M, et al. 2017. Distribution map of *Ambrosia artemisiifolia* L. (Asteraceae) in Italy. *Plant Biosyst.* 151(3):381–386. doi: [10.1080/11263504.2016.1176966](https://doi.org/10.1080/11263504.2016.1176966).
- Giulio S, Cao Pinna L, Carboni M, Marzioletti F, Acosta ATR. 2021. Invasion success on European coastal dunes. *Plant Sociol.* 58(1):29–39. doi: [10.3897/pls2021581/02](https://doi.org/10.3897/pls2021581/02).
- Ikeda M, Nishi T, Asai M, Muranaka T, Konuma A, Tominaga T, Shimono Y. 2022. The role of weed seed contamination in grain commodities as propagule pressure. *Biol Invasions.* 24(6):1707–1723. doi: [10.1007/s10530-022-02741-6](https://doi.org/10.1007/s10530-022-02741-6).
- Index Herbariorum. 2024. Index Herbariorum: a global directory of public herbaria and associated staff. New York Botanical Garden's Virtual Herbarium. <http://sweetgum.nybg.org/science/ih/> [accessed 2024 Jan 10].
- Karrer G, Chauvel B, von Valkenburg J, Fried G, Leitsch-Vitalos M, Kropf M, Citterio S. 2016. *Ambrosia* in Europe. Habitus, Leaves, Seeds, 6 European Ragweed Species. Comparison of traits. EU-COST-Action FA-1203 'Sustainable management of *Ambrosia artemisiifolia* in Europe'. [Accessed 24 March 2024]. http://international_ragweed_society.org/smarter/wp-content/uploads/6AmbrosiaSpecies.pdf.
- Karrer G, Guarino R. 2018. *Ambrosia*. Flora d'Italia. Vol. 3, 2nd ed. (ed. La Rosa M), p. 808–810. Edagricole, Milano
- Karrer G, Hall RM, Le Corre V, Kropf M. 2023. Genetic structuring and invasion status of the perennial *Ambrosia psilostachya* (Asteraceae) in Europe. *Sci Rep.* 13(1):3736. doi: [10.1038/s41598-023-30377-6](https://doi.org/10.1038/s41598-023-30377-6).
- Karrer G, Guarino R. 2019. *Ambrosia*. Flora d'Italia. Vol. 4, 2nd ed. (ed. La Rosa M), p. 861. Edagricole, Milano
- Karrer G, Sirbu C, Oprea A, Doroftei M, Covaliov S, Georgescu M. 2021. *Ambrosia tenuifolia*, instead of *A. psilostachya*, in Romania. *Sci Ann Danube Delta Inst.* 26:17–25.
- Karrer G. 2014. Das österreichische Ragweed Projekt—übertragbare Erfahrungen. The Austrian Ragweed Project—Experiences and Generalisations. *Julius-Kühn-Archiv.* 445:27–33.
- Lembrechts JJ, Milbau A, Nijs I. 2014. Alien roadside species more easily invade alpine than lowland plant communities in a Subarctic Mountain Ecosystem. *PLoS One.* 9(2):e89664. doi: [10.1371/journal.pone.0089664](https://doi.org/10.1371/journal.pone.0089664).
- Lemke A, Buchholz S, Kowarik I, Starfinger U, von der Lippe M. 2021. Interaction of traffic intensity and habitat features shape invasion dynamics of an invasive alien species (*Ambrosia artemisiifolia*) in a regional road network. *NB.* 64:155–175. doi: [10.3897/neobiota.64.58775](https://doi.org/10.3897/neobiota.64.58775).
- Lozano V, Marzioletti F, Acosta ATR, Arduini I, Bacchetta G, Domina G, Laface VLA, Lazzeri V, Montagnani C, Musarella CM, et al. 2024. Prioritizing management actions for invasive non-native plants through expert-based knowledge and species distribution models. *Ecol Indic.* 166:112279. doi: [10.1016/j.ecolind.2024.112279](https://doi.org/10.1016/j.ecolind.2024.112279).
- Lucchese F. 2018. *Atlante della Flora Vascolare del Lazio: Cartografia, Ecologia e Biogeografia*. Vol 1: Parte generale e Flora Alloctona. Roma: Regione Lazio, Direzione Capitale Naturale, Parchi e Aree Protette. p. 352. pp.
- Lupo S. 2010. L'economia del Mezzogiorno postunitario. Ancora su dualismo e sviluppo. *Meridiana.* 69:227–242.
- Makra L, Matyasovsky L, Hufnagel L, Tusnady G. 2015. The history of ragweed in the world. *Appl Ecol Environ Res.* 13(2):489–512. doi: [10.15666/aer/1302_489512](https://doi.org/10.15666/aer/1302_489512).
- Malavasi M, Santoro R, Cutini M, Acosta ATR, Carranza ML. 2013. What has happened to coastal dunes in the last half century? A multitemporal coastal landscape analysis in Central Italy. *Landsc Urban Plan.* 119:54–63. doi: [10.1016/j.landurbplan.2013.06.012](https://doi.org/10.1016/j.landurbplan.2013.06.012).
- Montagnani C, Gentili R, Citterio S. 2023. Ragweed is in the Air: *Ambrosia* L. (Asteraceae) and Pollen Allergens in a Changing World. *Curr Protein Pept Sci.* 24(1):98–111. doi: [10.2174/1389203724666221121163327](https://doi.org/10.2174/1389203724666221121163327).
- Montagnani C, Gentili R, Smith M, Guarino MF, Citterio S. 2017. The worldwide spread, success, and impact of Ragweed (*Ambrosia* spp.). *CRC Crit Rev Plant Sci.* 36(3):139–178. doi: [10.1080/07352689.2017.1360112](https://doi.org/10.1080/07352689.2017.1360112).
- Mortara G. 1913. Il prodotto dei trasporti di merci sulle linee ferroviarie italiane. *G degli Econ e Riv di Stat.* 46(5):521–529.
- Ni M, Hulme PE. 2021. Botanic gardens play key roles in the regional distribution of first records of alien plants in China. *Global Ecol Biogeogr.* 30(8):1572–1582. doi: [10.1111/geb.13319](https://doi.org/10.1111/geb.13319).
- Orsenigo S, Astuti G, Bartolucci F, Citterio S, Conti F, Garrido-Becerra JA, Gentili R, del Galdo GG, Jiménez-Martínez JF, Karrer G, et al. 2017. Global and regional IUCN Red List assessments: 3. *IB.* 3:83–98. doi: [10.3897/italianbotanist.3.13303](https://doi.org/10.3897/italianbotanist.3.13303).
- Parsons W, Cuthbertson E. 2001. *Noxious weeds of Australia*. 2nd ed. Collingwood, Victoria: CSIRO Publishing.
- Pignatti S, Guarino R, La Rosa M. 2017. *Flora d'Italia*. Vol. 3. Edagricole, Milano.
- Prisco I, Carboni M, Jucker T, Acosta ATR. 2016. Temporal changes in the vegetation of Italian coastal dunes: identifying winners and losers through the lens of functional traits. *J Appl Ecol.* 53(5):1533–1542. doi: [10.1111/1365-2664.12684](https://doi.org/10.1111/1365-2664.12684).
- Pyšek P, Hulme PE, Simberloff D, Bacher S, Blackburn TM, Carlton JT, Dawson W, Essl F, Foxcroft LC, Genovesi P, et al. 2020. Scientists' warning on invasive alien species. *Biol Rev Camb Philos Soc.* 95(6):1511–1534. doi: [10.1111/brv.12627](https://doi.org/10.1111/brv.12627).
- Rai PK, Singh JS. 2020. Invasive alien plant species: their impact on environment, ecosystem services and human health. *Ecol Indic.* 111:106020. doi: [10.1016/j.ecolind.2019.106020](https://doi.org/10.1016/j.ecolind.2019.106020).
- Rasmussen K, Thyrring J, Muscarella R, Borchsenius F. 2017. Climate-change-induced range shifts of three allergenic ragweeds (*Ambrosia* L.) in Europe and their potential impact on human health. *PeerJ.* 5:e3104. doi: [10.7717/peerj.3104](https://doi.org/10.7717/peerj.3104).
- Rauschert ESJ, Mortensen DA, Bloser SM. 2017. Human-mediated dispersal via rural road maintenance can move invasive propagules. *Biol Invasions.* 19(7):2047–2058. doi: [10.1007/s10530-017-1416-2](https://doi.org/10.1007/s10530-017-1416-2).
- Reece PE, Brummer JE, Northup BK, Koehler AE, Moser LE. 2004. Interactions among western ragweed and other sandhills species after drought. *J Range Manag.* 57(6):583–589. doi: [10.2111/1551-5028\(2004\)057\[0583:AWRAO\]2.0.CO;2](https://doi.org/10.2111/1551-5028(2004)057[0583:AWRAO]2.0.CO;2).
- Rivera-Becerril F, Juárez-Vázquez LV, Hernández-Cervantes SC, Acevedo-Sandoval OA, Vela-Correa G, Cruz-Chávez E, Moreno-Espíndola IP, Esquivel-Herrera A, de León-González F. 2013. Impacts of manganese mining activity on the environment: interactions among soil, plants, and Arbuscular Mycorrhiza. *Arch Environ Contam Toxicol.* 64(2):219–227. doi: [10.1007/s00244-012-9827-7](https://doi.org/10.1007/s00244-012-9827-7).
- Romano B, Zullo F, Fiorini L, Marucci A, Ciabò S. 2017. Land transformation of Italy due to half a century of urbanization. *Land Use Policy.* 67:387–400. doi: [10.1016/j.landusepol.2017.06.006](https://doi.org/10.1016/j.landusepol.2017.06.006).
- Rusciano V, Civero G, Scarpato D. 2017. Urban gardening as a new frontier of wellness: case studies from the City of Naples. *Int J Sustain Econ Soc Cult Context.* 13(2):39–49. doi: [10.18848/2325-1115/CGP/v13i02/39-49](https://doi.org/10.18848/2325-1115/CGP/v13i02/39-49).
- Salzman AG. 1985. Habitat selection in a clonal plant. *Science.* 228(4699):603–604. doi: [10.1126/science.3983647](https://doi.org/10.1126/science.3983647).
- Schaffner U, Steinbach S, Sun Y, Skjøth CA, de Weger LA, Lommen ST, Augustinus BA, Bonini M, Karrer G, Šikoparija B, et al. 2020. Biological weed control to relieve millions from *Ambrosia* allergies in Europe. *Nat Commun.* 11(1):1745. doi: [10.1038/s41467-020-15586-1](https://doi.org/10.1038/s41467-020-15586-1).
- Schindler S, Staska B, Adam M, Rabitsch W, Essl F. 2015. Alien species and public health impacts in Europe: a literature review. *NB.* 27:1–23. doi: [10.3897/neobiota.27.5007](https://doi.org/10.3897/neobiota.27.5007).
- Seebens H, Blackburn TM, Dyer EE, Genovesi P, Hulme PE, Jeschke JM, Pagad S, Pyšek P, Winter M, Arianoutsou M, et al. 2017. No saturation in the accumulation of alien species worldwide. *Nat Commun.* 8:14435. doi: [10.1038/ncomms14435](https://doi.org/10.1038/ncomms14435).

- Smith M, Cecchi L, Skjøth CA, Karrer G, Šikoparija B. 2013. Common ragweed: a threat to environmental health in Europe. *Environ Int.* 61:115–126. doi: [10.1016/j.envint.2013.08.005](https://doi.org/10.1016/j.envint.2013.08.005).
- Sohrabi S, Pergl J, Pyšek P, Foxcroft LC, Gherekhloo J. 2021. Quantifying the potential impact of alien plants of Iran using the Generic Impact Scoring System (GISS) and Environmental Impact Classification for Alien Taxa (EICAT). *Biol Invasions.* 23(8):2435–2449. doi: [10.1007/s10530-021-02515-6](https://doi.org/10.1007/s10530-021-02515-6).
- Son D, Chu Y, Lee H. 2024. Roads as conduits for alien plant introduction and dispersal: the amplifying role of road construction in *Ambrosia trifida* dispersal. *Sci Total Environ.* 912:169109. doi: [10.1016/j.scitotenv.2023.169109](https://doi.org/10.1016/j.scitotenv.2023.169109).
- Souza-Alonso P, Lechuga-Lago Y, Guisande-Collazo A, Pereiro Rodríguez D, Rosón Porto G, González Rodríguez L. 2020. Drifting away. Seawater survival and stochastic transport of the invasive *Carpobrotus edulis*. *Sci Total Environ.* 712:135518. doi: [10.1016/j.scitotenv.2019.135518](https://doi.org/10.1016/j.scitotenv.2019.135518).
- Spampinato G, Laface VLA, Posillipo G, Cano Ortiz A, Quinto Canas R, Musarella CM. 2022. Alien flora in Calabria (Southern Italy): an updated checklist. *Biol Invasions.* 24(8):2323–2334. doi: [10.1007/s10530-022-02800-y](https://doi.org/10.1007/s10530-022-02800-y).
- Strother JL. 2006. *Ambrosia* Linnaeus. In: Flora of North America Editorial Committee, editor. *Flora of North America North of Mexico*. Vol. 21. New York (NY): Oxford University Press; p. 10–18.
- Tenore M. 1813. *Catalogus plantarum Horti Regii Neapolitani ad annum 1813*. Ex Typographia Angeli Trani, Naples.
- Tordoni E, Napolitano R, Nimis P, Castello M, Altobelli A, Da Re D, Zago S, Chines A, Martellos S, Maccherini S, et al. 2017. Diversity patterns of alien and native plant species in Trieste port area: exploring the role of urban habitats in biodiversity conservation. *Urban Ecosyst.* 20(5):1151–1160. doi: [10.1007/s11252-017-0667-0](https://doi.org/10.1007/s11252-017-0667-0).
- van Kleunen M, Essl F, Pergl J, Brundu G, Carboni M, Dullinger S, Early R, González-Moreno P, Groom QJ, Hulme PE, et al. 2018. The changing role of ornamental horticulture in alien plant invasions. *Biol Rev Camb Philos Soc.* 93(3):1421–1437. doi: [10.1111/brv.12402](https://doi.org/10.1111/brv.12402).
- Verloove F. 2023. *Ambrosia psilostachya*. *Man Alien Plants Belgium Bot Gard Meise, Belgium*. [accessed 2023 Jul 24]. <https://alienplantsbelgium.myspecies.info/content/ambrosia-psilostachya>.
- Viegi L, Vangelisti R, D'Eugenio M, Rizzo A, Brilli-Cattarini A. 2003. Contributo alla conoscenza della flora esotica d'Italia: le specie presenti nelle Marche. *Atti della Soc Toscana di Sci Nat Memorie, Serie B.* 110:97–162.
- Vignolo-Lutati F. 1935. Il genere "*Ambrosia*" in Italia. *Nuovo Giorn. Bot. Ital.* 42(2):364–378. doi: [10.1080/11263503509437937](https://doi.org/10.1080/11263503509437937).
- Vitalos M, Karrer G. 2009. Dispersal of *Ambrosia artemisiifolia* seeds along roads: the contribution of traffic and mowing machines. *Neobiota*, 8: 53–60.
- Weeda EJ. 2010. The role of archaeophytes and neophytes in the Dutch coastal dunes. *J Coast Conserv.* 14(2):75–79. doi: [10.1007/s11852-009-0079-2](https://doi.org/10.1007/s11852-009-0079-2).
- Xian X, Zhao H, Wang R, Huang H, Chen B, Zhang G, Liu W, Wan F. 2023. Climate change has increased the global threats posed by three ragweeds (*Ambrosia* L.) in the Anthropocene. *Sci Total Environ.* 859(Pt 2):160252. doi: [10.1016/j.scitotenv.2022.160252](https://doi.org/10.1016/j.scitotenv.2022.160252).
- Yair Y, Sibony M, Goldberg A, Confino-Cohen R, Rubin B, Shahr E. 2019. Ragweed species (*Ambrosia* spp.) in Israel: distribution and allergenicity. *Aerobiologia.* 35(1):85–95. doi: [10.1007/s10453-018-9542-6](https://doi.org/10.1007/s10453-018-9542-6).
- Yu S, Fan X, Gadagkar SR, Albright TP, Li J, Xue T, Xu H, Huang Y, Shao X, Ding W, et al. 2020. Global ore trade is an important gateway for non-native species: a case study of alien plants in Chinese ports. *Divers Distrib.* 26(10):1409–1420. doi: [10.1111/ddi.13135](https://doi.org/10.1111/ddi.13135).