



# Plant Biosystems - An International Journal Dealing with all Aspects of Plant Biology

Official Journal of the Societa Botanica Italiana

ISSN: (Print) (Online) Journal homepage: [www.tandfonline.com/journals/tplb20](http://www.tandfonline.com/journals/tplb20)

## An updated checklist of the bryophytes of Italy, including the Republic of San Marino and Vatican City State

Michele Aleffi, Annalena Cogoni & Silvia Poponessi

**To cite this article:** Michele Aleffi, Annalena Cogoni & Silvia Poponessi (2023) An updated checklist of the bryophytes of Italy, including the Republic of San Marino and Vatican City State, *Plant Biosystems - An International Journal Dealing with all Aspects of Plant Biology*, 157:6, 1259-1307, DOI: [10.1080/11263504.2023.2284136](https://doi.org/10.1080/11263504.2023.2284136)

**To link to this article:** <https://doi.org/10.1080/11263504.2023.2284136>



© 2024 The Author(s). Published by Informa UK Limited, trading as Taylor & Francis Group.



[View supplementary material](#)



Published online: 17 Jan 2024.



[Submit your article to this journal](#)



Article views: 726



[View related articles](#)



[View Crossmark data](#)

# An updated checklist of the bryophytes of Italy, including the Republic of San Marino and Vatican City State

Michele Aleffi<sup>a</sup>, Annalena Cogoni<sup>b\*</sup> and Silvia Poponessi<sup>b\*</sup>

<sup>a</sup>School of Biosciences and Veterinary Medicine, Plant Diversity and Ecosystems Management Unit, Bryology Laboratory and Herbarium, University of Camerino, Camerino, Italy; <sup>b</sup>Department of Life and Environmental Sciences, Botany Section, University of Cagliari, Cagliari, Italy

## ABSTRACT

The present contribution offers an updated inventory of recorded bryophyte species for Italy, providing the regional distribution for each one. The checklist is based on literature data, revision of bryological collections from several Italian and foreign institutional or private herbaria and recent observations and reports. Five categories based on Natural Breaks have been identified to highlight the floristic diversity between the administrative regions. The checklist includes 1273 taxa (1220 species, 17 subspecies and 36 varieties). Among these, hornworts and liverworts are represented by 301 species, 5 subspecies and 4 varieties, grouped into 99 genera and 55 families, while mosses total 919 species, 12 subspecies and 32 varieties, grouped into 259 genera and 77 families. Such data is presented by a table distinguishing their presence before and after 1968, as well as indicating dubious species based on information relating to bibliographic data. Critical notes on distribution and taxonomy are included and, for ease of reference, synonyms are given for each species. In the last three years, the bryoflora of Italy has increased by 29 taxa. The analysis of the data showed that the regions with the highest peaks of the Alpine chain are the ones with the greatest biodiversity. Among the Apennine regions, Tuscany is the most floristically rich. Sardinia and Sicily have medium levels of biodiversity, favoured by their geomorphological diversity and insularity. For some regions, the low bryophyte richness is linked to the lack of research. Furthermore, the trend of scientific publications on bryophytes over the last 200 years is highlighted.

## ARTICLE HISTORY

Received 8 September 2023  
Accepted 13 November 2023

## KEYWORDS

Hornworts; liverworts; mosses; Italy; Republic of San Marino; Vatican City State; regional status

## Introduction

Bryophytes are a long neglected systematic group that is now recognised as playing an important role in the conservation of biodiversity and, more generally, of ecosystems as well. Indeed, the growing interest in this group of plants is remarkable, given the diversity of habitats they colonise, including the most extreme ones, where they are often the few forms of plant life. The increase in bryological knowledge in all Italian regions in recent years is due to various new floristic and taxonomic data published in floras at a regional scale, notulae, taxonomic reviews, the recent European checklist (Hodgetts and Lockhart 2020). Also the numerous molecular works have led to substantial nomenclatural updates (Hodgetts et al. 2020). In particular, from a taxonomic and nomenclatural point of view, the division of mosses has undergone significant changes in recent years. An example of this is the genus *Didymodon*, which has been divided into five genera following the molecular study by Jiménez et al. (2022): *Didymodon* Hedw., *Geheebia* Schimp., *Husnotiella* Cardot, *Trichostomopsis* Cardot and *Vinealobryum* R.H.Zander.

The aim of this work is to propose a new edition of the Italian Bryophyte Checklist, just three years after the previous one (Aleffi et al. 2020), in order to have an updated picture of



the bryophyte consistency in Italy. The new checklist has also been integrated with the list of synonyms to make it easier to consult. Recent molecular and taxonomic work has led to numerous changes in the systematics and nomenclature of many species, genera, and even entire families. It was also necessary to update the notes on species considered rare, doubtful, or extinct.


A comprehensive list of hornworts, liverworts and mosses known in the administrative regions of Italy is given here. Reports from the Republic of San Marino and the Vatican City State have also been included.

## Materials and methods

The present checklist is based on information from the following sources:

- literature relating to Italian reports and studies regarding species from taxonomically difficult genera or groups of species of doubtful occurrence;
- revision of bryological collections from Italian and foreign institutional or private herbaria, following recent molecular works;
- reports *in litteris* of Italian and foreign bryologists.

**CONTACT** Silvia Poponessi  [silvia.poponessi@hotmail.it](mailto:silvia.poponessi@hotmail.it)  Department of Life and Environmental Sciences, Botany Section, University of Cagliari, Cagliari, Italy  
\*Additional address: Co.S.Me.Se., Consorzio per lo Studio dei Metaboliti Secondari, Cagliari, Italy.

 Supplemental data for this article can be accessed online at <https://doi.org/10.1080/11263504.2023.2284136>.

This article has been corrected with minor changes. These changes do not impact the academic content of the article.

© 2024 The Author(s). Published by Informa UK Limited, trading as Taylor & Francis Group.  
This is an Open Access article distributed under the terms of the Creative Commons Attribution-NonCommercial-NoDerivatives License (<http://creativecommons.org/licenses/by-nc-nd/4.0/>), which permits non-commercial re-use, distribution, and reproduction in any medium, provided the original work is properly cited, and is not altered, transformed, or built upon in any way. The terms on which this article has been published allow the posting of the Accepted Manuscript in a repository by the author(s) or with their consent.

The regional distribution is given for each taxon; the tabular representation follows that of previous editions of the checklists. Figure 1 shows the bryophyte richness for the different regions in different shades gray. In order to visualise the distribution of the data, the regions were ranked according to the number of species in five categories (Very high, High, Medium, Medium-low, Low) using the Natural Breaks function (Jenks Natural Breaks algorithm, Slocum 1999). The administrative regions of Italy are arranged from north to south and are designated by the following abbreviations:

AOS=Aosta Valley  
 PIE=Piedmont  
 LOM=Lombardy  
 TRA=Trentino-Alto Adige  
 VEN=Veneto  
 FRV=Friuli-Venezia Giulia  
 LIG=Liguria  
 EMR=Emilia-Romagna  
 SMR=Republic of San Marino  
 TUS=Tuscany  
 MAR=Marche  
 UMB=Umbria  
 LAZ=Lazio  
 SCV=Vatican City State  
 ABR=Abruzzo  
 MOL=Molise  
 CAM=Campania  
 PUG=Puglia  
 BAS=Basilicata  
 CAL=Calabria  
 SAR=Sardinia  
 SIC=Sicily

Nomenclature follows the Checklist of Bryophytes of Europe, Macaronesia and Cyprus (Hodgetts et al. 2020). For the genera *Didymodon* (Jiménez et al. 2022), *Trichostomum* (Ros et al. 2022) and *Ulota* (Lara et al. 2022) the most recent revision works were followed.

A list of synonyms is given in the appendix to facilitate the search (Supplementary Appendix 1).

1. The bibliography consulted until October 2023, starting from 1697, consist of about 2500 references. It includes all the works published by Italian and foreign authors that refer to bryophytes for the Italian territory. The bibliographical citations are grouped in decades from 1801 to 2020 (Figure 4). In order to facilitate the consultation of local floristic knowledge with the bibliography cited in the text and in the notes, all the bibliographic references that report on the Italian territory until 2020, divided into administrative regions, are added as appendices (Supplementary Appendix 2).
2. The list of taxa in the regional distribution table follows an alphabetical order of genera within the Anthocerotophyta, Marchantiophyta and Bryophyta divisions (Table 1).

Each report uses the following symbols:

- report based on collections published before 1968
- report based on collections published during or after 1968

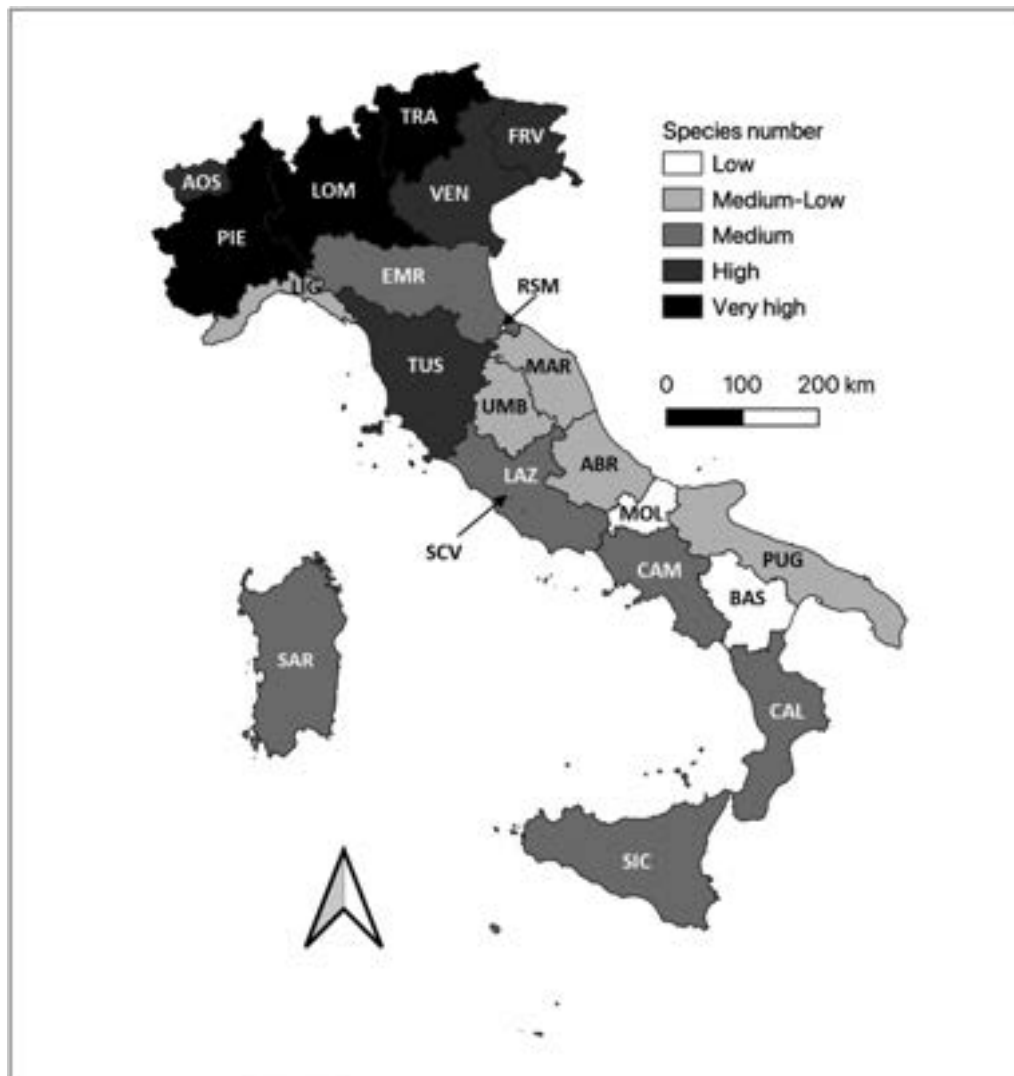
- (○) doubtful report based on collections published before 1968
- (●) doubtful report based on collections published during or after 1968
- + report without precise collection data or locality
- (+) doubtful report without precise collection data or locality

List of abbreviations cited in the notes:

J.V.: J. Váňa  
 M.A.: M. Aleffi  
 R.G.: R. Grolle  
 R.S.: R. Schumacker  
*conf.*: confirmavit  
*det.*: determinavit  
*in litt.*: in litteris  
*leg.*: legit  
*per.*: with the erroneous name of  
*rev.*: revised by  
*s.l.*: sensu lato  
*s.str.*: sensu stricto  
*sub.*: with the synonym of  
 v.: vidit

Abbreviations of the 25 Herbaria consulted follow the Index Herbariorum NYBG:

[BER]: Orto Botanico di Bergamo "Lorenzo Rota", Italy-Bergamo  
 [BI]: Museo Orto Botanico, Università degli Studi di Bari (Santarelli Herbarium), Italy-Bari  
 [BM]: The Natural History Museum, U.K. England. London.  
 [BR]: Meise Botanic Garden, Belgium-Meise.  
 [CAG]: Università degli Studi di Cagliari, Italy-Cagliari  
 [CAME]: University of Camerino, Italy-Camerino (MC)  
 [CHER]: Yu. Fedcovich Chernivtsi State University, Ukraine. Chernivtsi.  
 [DUKE]: Duke University Herbarium, Durham, North Carolina (USA)  
 [FI]: Natural History Museum (Cryptogamic Herbarium), Italy-Firenze  
 [G]: Conservatoire et Jardin botaniques de la Ville de Genève, Switzerland-Genève  
 [GJO]: Universalmuseum Joanneum, Austria-Graz  
 [GZU]: Karl-Franzens-Universität Graz, Austria-Graz  
 [JE]: Friedrich Schiller University Jena, Germany-Jena  
 [LGHF]: University of Liege – Station Scientifique des Hautes-Fagnes, Belgium-Liège.  
 [PC]: Muséum National d'Histoire Naturelle, France-Paris  
 [PI]: Università di Pisa. Italy-Pisa  
 [RO]: Università degli Studi di Roma La Sapienza (De Notaris Herbarium), Italy-Roma  
 [S]: Swedish Museum of Natural History, Sweden-Stockholm  
 [SIENA]: Università di Siena, Italy-Siena  
 [STU]: Staatliches Museum für Naturkunde Stuttgart (Düll Herbarium), Germany. Stuttgart.  
 [TO]: University of Turin, Italy-Torino  
 [MRSN]: Museo Regionale di Scienze Naturali, Italy-Torino  
 [TR]: MUSE - Museo delle Scienze (Venturi Herbarium), Italy-Trento.,  
 [VER]: Museo Civico di Storia Naturale di Verona (Massalongo Herbarium), Italy-Verona  
 [W]: Naturhistorisches Museum Wien, Austria-Wien



**Figure 1.** The administrative borders of the Italian regions with the indication of the abbreviations of the regions shown in the taxa distribution tables. Different shades of grey highlight the richness of bryophytes by region. Five categories have been identified based on Natural Breaks, according to the following intervals relating to the number of taxa: Low (192–270); Medium-Low (271–435); Medium (436–610); High (611–755); Very high (756–1038).

## Results and discussion

The Italian bryophyte flora comprises 1220 species, 17 subspecies and 36 varieties. Among them, the hornworts and liverworts include 301 species, 5 subspecies and 4 varieties, grouped in 99 genera and 55 families, of which, according to Söderström et al. (2016), three species, one subspecies and one variety present serious doubts about the value of the taxon and have been marked in the table with an asterisk (\*). The mosses comprise 919 species, 12 subspecies and 32 varieties, grouped into 259 genera and 77 families. With this new update it has been possible to record an increase of 29 taxa in only three years.

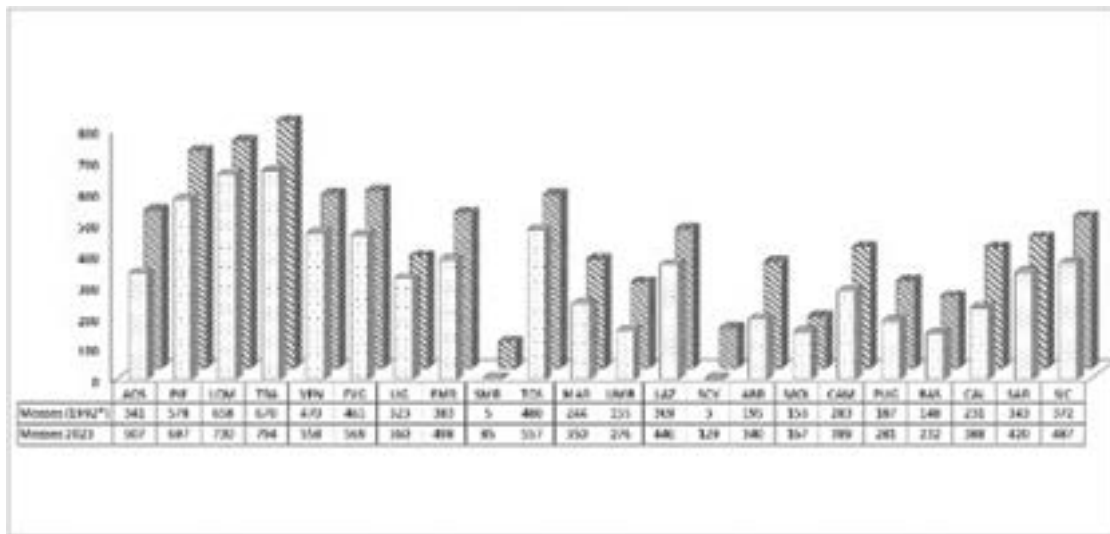
Thirty-six species of liverworts and 11 species of mosses are excluded from the Italian flora, which, although already included in the previous checklists, are considered essential to include in this new edition for the sake of completeness of the data.

Bryophyte taxa recorded in Italy so far are listed in a table indicating the regions where the species' records are made.


The checklist also provides critical annotations on some important misidentifications, nomenclatural and taxonomic problems, and species for which only one record is known.

In relation to the 2020 European Checklist, the Italian Brioflora includes almost 64.4% of the European species.

A timely update of the checklist is also an important tool for assessing the threat status of the species. In this regard, following the European Red List (Hodgetts et al. 2019), the Italian bryophytes, for which the Red List of liverworts and hornworts has recently been published (Puglisi et al. 2023), are also evaluated. In this first contribution, 152 of a total of 306 taxa were evaluated, of which 27.4% are assigned to a category at risk and, therefore, considered threatened in Italy; as far as mosses are concerned, 517 out of 963 taxa are being evaluated.



**Figure 2.** Increase in the number of entities for each administrative region (including Republic of San Marino and Vatican City State) compared to the data reported in the first Checklist of mosses by Cortini Pedrotti (1992).



**Figure 3.** Increase in the number of entities in the for each administrative region (including Republic of San Marino and Vatican City State) compared to the data reported in the first Checklist of liverworts and hornworts by Aleffi and Schumacker (1995).

Compared to vascular plants, it is more complex for bryophytes to define the native or non-native status of taxa because the mechanisms of spore dispersion, which also occur over long distances, determining a potential adaptability to colonize different habitats. It is therefore complex to determine whether or not a particular taxon is native to Europe (Hodgetts et al. 2020). Approximately 11% of European bryophytes are considered endemic, 18% of which are also found in Italy; two species (*Riccia breidlerii* Jur. Ex Steph. And *Orthotrichum dentatum* T.Kiebacher & Lüth) are considered endemic to the Alpine chain, reported for Italy as well as for France, Switzerland and Austria.

From Figure 1 it can be seen that the regions with the greatest biodiversity are Trentino-Alto Adige, Lombardy and Piedmont, whose territories are occupied by the highest peaks of the Alpine chain. At the same time present a great variety of substrates and are subject to different climatic influences compared to the Mediterranean and continental ones. On the other hand, Aosta Valley, Veneto and Friuli-Venezia Giulia, although also part of the

Alpine area, have several taxa that can be placed in a lower category, probably due to the greater uniformity of the substrate.

Compared to the other peninsular regions, Tuscany is the Apennine region with a greater floristic richness, which is due to the great environmental variability, both from a geological and climatic point of view, compared to the other regions of the central-southern Apennines, where there is greater edaphic uniformity and a significantly reduced number of taxa. In particular, the Adriatic regions have in a medium to low bryophyte richness compared to the Tyrrhenian regions, which are in a medium category. Among the latter are Sardinia and Sicily, certainly favoured by the geomorphological diversity (iosystematic by the presence of the mountain massifs of Gennargentu and Limbara in Sardinia, and of Etna and Madonie in Sicily) and, above all, by insularity.

Another important aspect to be taken into consideration is the different level of bryophytic knowledge at a regional level, which varies greatly from one region to

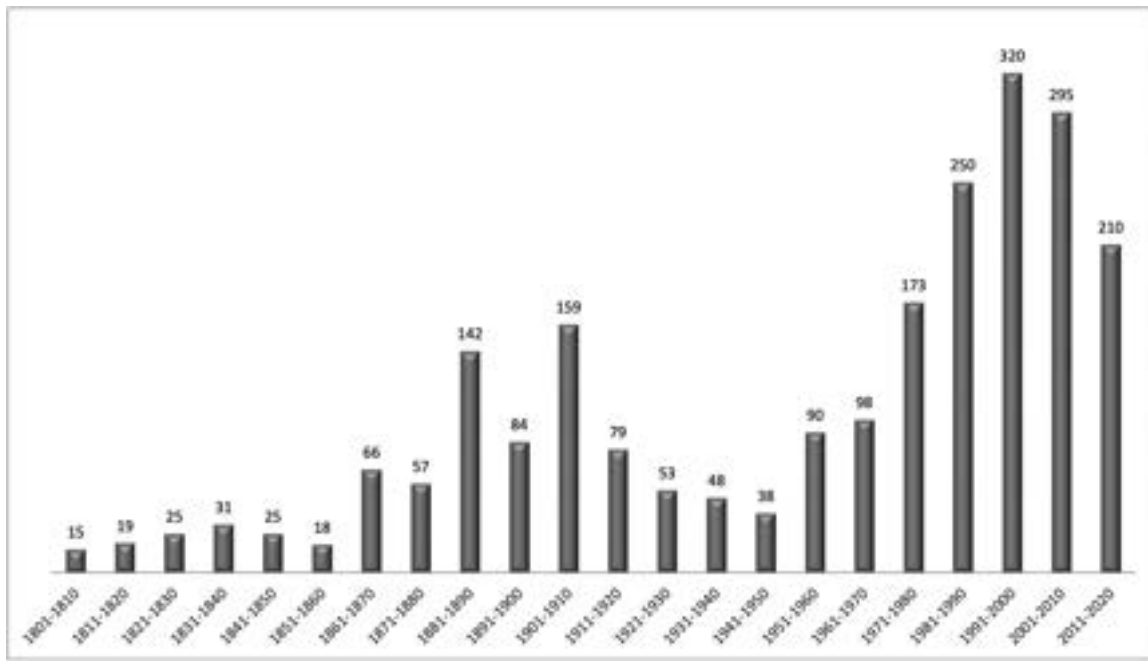


Figure 4. Bibliographical citations grouped in decades from 1801 to 2020.

another. This is particularly the case for Molise and Basilicata, which have a low recorded bryophyte richness. While, as can be seen in Supplementary Appendix 2, the regions with the highest number of surveys are mainly those of the Alpine chain.

These two aspects are iosystema in the two histograms showing the increase in the number of entities at a regional level over the last 30 years for mosses (Figure 2) and liverworts (Figure 3). This result is shown by comparing the first two checklists (Cortini Pedrotti 1992; Aleffi and Schumacker 1995) with the current data.

In general, the analysis of the bibliographical data shows that the progress of bryological research in Italy since the eighteenth century has been remarkable. As can be seen of Figure 4, bryological knowledge in Italy began to gain some importance at the beginning of the nineteenth century. However, the golden age of Italian bryology reached its peak in the second half of the nineteenth century. This increase in scientific production is mainly due to the contribution of some Italian bryologists through the publication of monographs on genres of complex interpretation. In the first half of the nineteenth century, Italian Bryology enters the most critical period of its history and it is necessary to reach the end of the seventies to notice a certain resumption of bryological studies by young scholars and researchers. This recovery is documented by the increase in scientific production of an exclusively bryological nature and by the creation, in 1992, of the Working Group for Bryology of the Italian Botanical Society, under the impetus given to this research by Prof. Carmela Cortini.

## Conclusion

The growing interest in this systematic group on the part of numerous researchers is leading to a constant increase in the

number of species included in the census, as well as in its ecological value in relation to the increasingly frequent cross-taxon surveys aimed at defining plant biodiversity and, consequently, at protecting the habitats in which species grow.

At the same time, molecular iosystematics investigations have also made considerable progress in recent years, often leading to the clarification and modification of the placement of some genera and species, sometimes in unexpected ranks. From these considerations and from the data obtained, it is clear that there is a need to constantly update and increase the number of field studies, especially in those areas of the Italian territory that, according to the current state of knowledge, are still poorly explored from a bryofloristic point of view.

Finally, it should be noted that the Checklist of the Bryophytes is not only an important contribution from a floristic and chorological point of view, but it also allows new and more in-depth reflections on the ecology, biogeographical and conservation aspects of the Italian bryophyte flora. An example of this is the role of the group of species of Community interest listed in Annex II of the Habitats Directive 92/43/EEC. By constantly updating knowledge of the distribution of these species, it is possible to carry out a careful analysis of the conservation status of the species and habitats protected by the Directive. It also makes it possible to continuously assess the trends of the various populations and to review the threats affecting their future prospects. One example is *Petalophyllum ralfsii*, a typical Mediterranean species of coastal salt meadows and lagoons environments. *Riccia breidlerii*, a liverwort endemic exclusive to alpine lakes. The presence and distribution of *Hamatocaulis vernicosus* and all the species of the *Sphagnum* genus are crucial for monitoring the health status of peatlands.



Taxa	AOS	PIE	LOM	TRA	VEN	FRV	LIG	EMR	RSM	TUS	MAR	UMB	LAZ	SCV	ABR	MOL	CAM	PUG	BAS	CAL	SAR	SIC
<i>elachista</i> (J.B.Jack ex Gottsche & Rabenh.) Schiffn. var. <i>elachista</i>			•	•	•	•																
<i>elegans</i> (Heeg) Schiffn.		○		○	○																	
<i>grimusulana</i> (J.B.Jack ex Gottsche & Rabenh.) Lacout.		•	•	•	•	•																
<i>hampeana</i> (Nees) Schiffn. ex Loeske		•	+	•	•	•																
<i>integerrima</i> (Lindb.) Wamst. [7]		(○)	•							(○)												
<i>massalongi</i> (Spruce) Müll.Frib.		•	•	•	•	•				•												
<i>phylacantha</i> (C.Massal. & Carestia) Müll.Frib.		•	•	•	•	•				•												
<i>rubella</i> (Nees) Wamst.		•	•	•	•	•				•												
<i>stellulifera</i> (Taylor ex Carrington & Pearson) Croz.		•	•	•	•	•				•												
<i>turneri</i> (Hook.) Müll.Frib.			○	○	○					•												
<i>varians</i> (Gottsche) Steph.		○	○	•																		
Chiloscyphus Corda (Lophocoleaceae)																						
<i>pallidus</i> (Ehnt.) Dumort. var. <i>pallidus</i>		○	○	•	•	•				○												
<i>polyanthos</i> (L.) Corda var. <i>polyanthos</i>		•	•	•	•	•				○												
<i>Clevea</i> Lindb. (Cleveaceae)																						
<i>hyalina</i> (Sommerf.) Lindb.		•	•	•	•	•				○												
<i>spathyisii</i> (Lindenb.) Müll.Frib.																						
<i>Cololejeunea</i> (Spruce) Steph. (Lejeuneaceae)																						
<i>calcareae</i> (Lib.) Steph.		•	•	•	•	•				•												
<i>rossettiana</i> (C.Massal.) Schiffn.		•	•	•	•	•				•												
<i>Conocephalum</i> Hill (Conocephalaceae)																						
<i>conicum</i> (L.) Dumort.		•	•	•	•	•				○												
<i>salebrosum</i> Szweyk., Buczk. & Odrzyk.		•	•	•	•	•				•												
<i>Corsinia</i> Raddi (Corsiaceae)		○	○	•	•	•				•												
<i>coriandrina</i> (Spreng.) Lindb.																						
<i>Crossocalyx</i> Meyl. (Anastrophyllaceae)																						
<i>hellerianus</i> (Nees ex Lindenb.) Meyl.		○	○	•	•	•				○												
<i>Cyathodium</i> Kunze (Cyathodiaceae)																						
<i>foetidissimum</i> Schiffn. [8]																						
<i>Diplophyllum</i> (Dumort.) Dumort. (Scapaniaceae)																						
<i>albicans</i> (L.) Dumort.		•	•	•	•	•				•												
<i>obtusatum</i> (R.M.Schust.) R.M.Schust. [9]		•	•	•	•	•				○												
<i>obtusifolium</i> (Hook.) Dumort. subsp. <i>obtusifolium</i>		•	•	•	•	•																
<i>taxifolium</i> (Wahlenb.) Dumort. var. <i>taxifolium</i>		•	•	•	•	•				○												
<i>Dumortiera</i> Nees (Dumortieraceae)																						
<i>hirsuta</i> (Sw.) Nees subsp. <i>hirsuta</i>										•												
<i>Eremonotus</i> Lindb. & Kaal. ex Pearson (Jungermanniaceae)		•	•	•	•	•				•												
<i>myriocarpus</i> (Carrington) Lindb. & Kaal. ex Pearson		•	•	•	•	•				•												
<i>Exormotheca</i> Mitt. (Exormotheceae)																						
<i>pustulosa</i> Mitt.																						
<i>Fossombronia</i> Raddi (Fossombroniaceae)																						
<i>angulosa</i> (Dicks.) Raddi		○	○	•	•	•				•												
<i>caespitiformis</i> (Raddi) De Not. ex Rabenh. subsp. <i>caespitiformis</i>			○	•	•	•				•												
subsp. <i>multispira</i> (Schiffn.) J.R.Bray & Cargill										•												
<i>echinata</i> Macvicar										•												
<i>foveolata</i> Lindb.																						
<i>maritima</i> (Paton) Paton [10]																						
<i>mittenii</i> Tind. [11]																						
<i>pusilla</i> (L.) Nees		+	○	○	○	○				○												
<i>wondraczekii</i> (Corda) Dumort. ex Lindb.																						
<i>Frullania</i> Raddi (Frullaniaceae) [12]																						
<i>cleistostoma</i> Schiffn. & W.Wollny [13]																						

(Continued)





Taxa	AOS	PIE	LOM	TRA	VEN	FRV	LIG	EMR	RSM	TUS	MAR	UMB	LAZ	SCV	ABR	MOL	CAM	PUG	BAS	CAL	SAR	SIC	
<i>pumila</i> With.	•	•	•	•	•	•	•	•	•	•	•	•	•	•	•	•	•	•	•	•	•	•	•
Kurzia G.Martens (Lepidoziaceae)																							
<i>sylicata</i> (A.Evans) Grolle	•	•	•	•	•	•	•	•	•	•	•	•	•	•	•	•	•	•	•	•	•	•	•
<i>trichoclados</i> (Müll.Frib.) Grolle	•	•	•	•	•	•	•	•	•	•	•	•	•	•	•	•	•	•	•	•	•	•	•
Lejeunea Lib. (Lejeuneaceae)																							
<i>cavifolia</i> (Ehrh.) Lindb.	•	•	•	•	•	•	•	•	•	•	•	•	•	•	•	•	•	•	•	•	•	•	•
<i>lamacerina</i> (Steph.) Schiffn. subsp. <i>lamacerina</i>	•	•	•	•	•	•	•	•	•	•	•	•	•	•	•	•	•	•	•	•	•	•	•
<i>Lepidozia</i> (Dumort.) Dumort. (Lepidoziaceae)																							
<i>reptans</i> (L.) Dumort.	•	•	•	•	•	•	•	•	•	•	•	•	•	•	•	•	•	•	•	•	•	•	•
Lioclahaena Nees (Jungermanniaceae)																							
<i>lancoolata</i> Nees	•	•	•	•	•	•	•	•	•	•	•	•	•	•	•	•	•	•	•	•	•	•	•
<i>Lophocolea</i> (Dumort.) Dumort. (Lophocoleaceae)																							
<i>bidentata</i> (L.) Dumort.	•	•	•	•	•	•	•	•	•	•	•	•	•	•	•	•	•	•	•	•	•	•	•
<i>fragrans</i> (Moris & De Not.) Gottsche, Lindenb. & Nees subsp. <i>fragrans</i>	•	•	•	•	•	•	•	•	•	•	•	•	•	•	•	•	•	•	•	•	•	•	•
<i>heterophylla</i> (Schrad.) Dumort. subsp. <i>heterophylla</i>	•	•	•	•	•	•	•	•	•	•	•	•	•	•	•	•	•	•	•	•	•	•	•
<i>minor</i> Nees	•	•	•	•	•	•	•	•	•	•	•	•	•	•	•	•	•	•	•	•	•	•	•
Lophozia (Dumort.) Dumort. (Lophoziaaceae)																							
<i>ascendens</i> (Warnst.) R.M.Schust.	•	•	•	•	•	•	•	•	•	•	•	•	•	•	•	•	•	•	•	•	•	•	•
<i>guttulata</i> (Lindb. & Arnell) A.Evans	•	•	•	•	•	•	•	•	•	•	•	•	•	•	•	•	•	•	•	•	•	•	•
<i>longiflora</i> (Nees) Schiffn.	•	•	•	•	•	•	•	•	•	•	•	•	•	•	•	•	•	•	•	•	•	•	•
<i>silvicola</i> H.Buch [19]	•	•	•	•	•	•	•	•	•	•	•	•	•	•	•	•	•	•	•	•	•	•	•
<i>ventricosa</i> (Dicks.) Dumort.	•	•	•	•	•	•	•	•	•	•	•	•	•	•	•	•	•	•	•	•	•	•	•
* <i>wenzelii</i> (Nees) Steph. [20]	•	•	•	•	•	•	•	•	•	•	•	•	•	•	•	•	•	•	•	•	•	•	•
Lophozopsis Konstant. & Vilnet (Lophoziaaceae)																							
<i>excisa</i> (Dicks.) Konstant. & Vilnet var. <i>excisa</i> [21]	•	•	•	•	•	•	•	•	•	•	•	•	•	•	•	•	•	•	•	•	•	•	•
<i>longidens</i> (Lindb.) Konstant. & Vilnet subsp. <i>longidens</i>	•	•	•	•	•	•	•	•	•	•	•	•	•	•	•	•	•	•	•	•	•	•	•
Lunularia Adans. (Lunulariaceae)																							
<i>cruciata</i> (L.) Dumort. ex Lindb. subsp. <i>cruciata</i>	•	•	•	•	•	•	•	•	•	•	•	•	•	•	•	•	•	•	•	•	•	•	•
Mannia Corda (Ayttoniaceae)																							
<i>androgyna</i> (L.) A.Evans	•	•	•	•	•	•	•	•	•	•	•	•	•	•	•	•	•	•	•	•	•	•	•
<i>californica</i> (Gottsche) L.C.Wheeler [22]	•	•	•	•	•	•	•	•	•	•	•	•	•	•	•	•	•	•	•	•	•	•	•
<i>fragrans</i> (Balb.) Frye & L.Clark subsp. <i>fragrans</i>	•	•	•	•	•	•	•	•	•	•	•	•	•	•	•	•	•	•	•	•	•	•	•
<i>gracilis</i> (F.Weber) D.B.Schill & D.G.Long	•	•	•	•	•	•	•	•	•	•	•	•	•	•	•	•	•	•	•	•	•	•	•
<i>pilosa</i> (Hornem.) Frye & L.Clark	•	•	•	•	•	•	•	•	•	•	•	•	•	•	•	•	•	•	•	•	•	•	•
<i>triandra</i> (Scop.) Grolle	•	•	•	•	•	•	•	•	•	•	•	•	•	•	•	•	•	•	•	•	•	•	•
Marchantia L. (Marchantiaceae)																							
<i>paleacea</i> Bertol. subsp. <i>paleacea</i>	•	•	•	•	•	•	•	•	•	•	•	•	•	•	•	•	•	•	•	•	•	•	•
<i>polymorpha</i> L. subsp. <i>polymorpha</i>	•	•	•	•	•	•	•	•	•	•	•	•	•	•	•	•	•	•	•	•	•	•	•
subsp. <i>montivagans</i> Bischl. & Boissel.-Dub.	•	•	•	•	•	•	•	•	•	•	•	•	•	•	•	•	•	•	•	•	•	•	•
subsp. <i>ruderalis</i> Bischl. & Boissel.-Dub.	•	•	•	•	•	•	•	•	•	•	•	•	•	•	•	•	•	•	•	•	•	•	•
<i>quadrata</i> Scop. subsp. <i>quadrata</i>	•	•	•	•	•	•	•	•	•	•	•	•	•	•	•	•	•	•	•	•	•	•	•
Marchesinia Gray (Lejeuneaceae)																							
<i>mackaii</i> (Hook.) Gray	•	•	•	•	•	•	•	•	•	•	•	•	•	•	•	•	•	•	•	•	•	•	•
Marsupella Dumort. (Gymnomitriaceae)																							
<i>aquatica</i> (Lindenb.) Schiffn.	•	•	•	•	•	•	•	•	•	•	•	•	•	•	•	•	•	•	•	•	•	•	•
<i>boeckii</i> (Austin) Lindb. ex Kaal.	•	•	•	•	•	•	•	•	•	•	•	•	•	•	•	•	•	•	•	•	•	•	•
<i>condensata</i> (Angstr. ex C.Hartm.) Lindb. ex Kaal.	•	•	•	•	•	•	•	•	•	•	•	•	•	•	•	•	•	•	•	•	•	•	•
<i>emarginata</i> (Ehrh.) Dumort.	•	•	•	•	•	•	•	•	•	•	•	•	•	•	•	•	•	•	•	•	•	•	•
<i>funckii</i> (F.Weber & D.Mohr) Dumort.	•	•	•	•	•	•	•	•	•	•	•	•	•	•	•	•	•	•	•	•	•	•	•
<i>sparsifolia</i> (Lindb.) Dumort. subsp. <i>sparsifolia</i>	•	•	•	•	•	•	•	•	•	•	•	•	•	•	•	•	•	•	•	•	•	•	•
<i>sphacelata</i> (Gieseke ex Lindenb.) Dumort.	•	•	•	•	•	•	•	•	•	•	•	•	•	•	•	•	•	•	•	•	•	•	•

(Continued)



Taxa	AOS	PIE	LOM	TRA	VEN	FRV	LIG	EMR	RSM	TUS	MAR	UMB	LAZ	SCV	ABR	MOL	CAM	PUG	BAS	CAL	SAR	SIC	
<i>Oxymitra</i> Bisch. ex Lindenb. (Oxymitraceae)																							
<i>incassata</i> (Brot.) Sérgio & Sim-Sim																							
<i>Pallavicinia</i> Gray (Pallaviciniaceae)																							
<i>lyellii</i> (Hook.) Gray																							
<i>Pedinophyllum</i> Lindb. ex Nordst. (Plagiocladiaceae)																							
<i>interruptum</i> (Nees) Kaal.																							
<i>Pellia</i> Raddi (Pelliaceae)																							
<i>epiphylla</i> (L.) Corda subsp. <i>epiphylla</i>																							
<i>neesiana</i> (Gottsche) Limpr.																							
<i>Peltolepis</i> Lindb. (Cleveaceae)																							
<i>quadrata</i> (Saut.) Müll.Frib.																							
<i>Petalophyllum</i> Nees & Gottsche (Petalophyllaceae)																							
<i>ralfsii</i> (Wilson) Nees & Gottsche																							
<i>Phaeoceros</i> Prosk. (Notothyliaceae)																							
<i>carolinianus</i> (Michx.) Prosk. [29]																							
<i>laevis</i> (L.) Prosk.																							
<i>Phymatoceros</i> Stotler (Phymathocerotaceae)																							
<i>bulbiculosus</i> (Brot.) Stotler, W.T.Doyle & Grand-Stotl.																							
<i>Plagiochasma</i> Lehm. (Ayttoniaceae)																							
<i>rupestre</i> (J.R.Forst. & G.Forst.) Steph. var. <i>rupestre</i>																							
<i>Plagiochila</i> (Dumort.) Dumort. (Plagiocladiaceae)																							
<i>asplenoides</i> (L.) Dumort.																							
<i>bifaria</i> (Sw.) Lindenb. var. <i>bifaria</i> [30]																							
<i>exigua</i> (Taylor) Taylor																							
<i>porolloides</i> (Torr. ex Nees) Lindenb. var. <i>porolloides</i>																							
<i>Porella</i> L. (Porellaceae)																							
<i>arboris-vitae</i> (With.) Grolle subsp. <i>arboris-vitae</i>																							
<i>baueri</i> (Schiffn.) C.E.O.Jensen																							
<i>cordaeana</i> (Huebener) Moore																							
<i>obtusata</i> (Taylor) Trevis.																							
<i>platyphylla</i> (L.) Pfeiff.																							
<i>Ptilidium</i> Nees (Ptilidiaceae)																							
<i>cillare</i> (L.) Hampe																							
<i>pulcherrimum</i> (Weber) Vain.																							
<i>Radula</i> Dumort. (Radulaceae)																							
<i>complanata</i> (L.) Dumort.																							
<i>lindenbergiana</i> Gottsche ex C.Hartm.																							
<i>visianica</i> C.Massal. [31]																							
<i>Reboulia</i> Raddi (Ayttoniaceae)																							
<i>hemisphaerica</i> (L.) Raddi subsp. <i>hemisphaerica</i>																							
<i>Riccardia</i> Gray (Aneuraceae)																							
<i>chamedryfolia</i> (With.) Grolle																							
<i>latifrons</i> (Lindb.) Lindb. subsp. <i>latifrons</i> [32]																							
<i>multifida</i> (L.) Gray subsp. <i>multifida</i>																							
<i>palinata</i> (Heaw.) Carruth.																							
<i>Riccia</i> L. (Ricciaceae)																							
<i>atromarginata</i> Levier var. <i>atromarginata</i>																							
<i>beyrichiana</i> Hampe																							
<i>bicarinata</i> Lindb.																							
<i>bifurca</i> Hoffm.																							
<i>breidlerii</i> Jur. ex Steph.																							
<i>candiculata</i> Hoffm.																							
<i>cavernosa</i> Hoffm.																							

(Continued)

Table 1. Continued

Taxa	AOS	PIE	LOM	TRA	VEN	FRV	LIG	EMR	RSM	TUS	MAR	UMB	LAZ	SCV	ABR	MOL	CAM	PUG	BAS	CAL	SAR	SIC	
<i>ciliata</i> Hoffm.	•	•	•	•	•	•	•	•	•	•	•	•	•	•	•	•	•	•	•	•	•	•	•
<i>ciliifera</i> Link	•	•	•	•	•	•	•	•	•	•	•	•	•	•	•	•	•	•	•	•	•	•	•
<i>crozalsii</i> Levier	•	•	•	•	•	•	•	•	•	•	•	•	•	•	•	•	•	•	•	•	•	•	•
<i>crystallina</i> L.	•	•	•	•	•	•	•	•	•	•	•	•	•	•	•	•	•	•	•	•	•	•	•
<i>duplex</i> Lotb. ex Müll.Frib. var. <i>duplex</i> [33]	•	•	•	•	•	•	•	•	•	•	•	•	•	•	•	•	•	•	•	•	•	•	•
<i>fluitans</i> L.	•	•	•	•	•	•	•	•	•	•	•	•	•	•	•	•	•	•	•	•	•	•	•
<i>frostii</i> Austin var. <i>frostii</i>	•	•	•	•	•	•	•	•	•	•	•	•	•	•	•	•	•	•	•	•	•	•	•
<i>glauca</i> L. var. <i>glauca</i>	•	•	•	•	•	•	•	•	•	•	•	•	•	•	•	•	•	•	•	•	•	•	•
var. <i>ciliaris</i> Warnst.	•	•	•	•	•	•	•	•	•	•	•	•	•	•	•	•	•	•	•	•	•	•	•
<i>gougetiana</i> Durieu & Mont. var. <i>gougetiana</i>	•	•	•	•	•	•	•	•	•	•	•	•	•	•	•	•	•	•	•	•	•	•	•
var. <i>armatissima</i> Levier ex Müll.Frib.	•	•	•	•	•	•	•	•	•	•	•	•	•	•	•	•	•	•	•	•	•	•	•
<i>huebeneriana</i> Lindenb. subsp. <i>huebeneriana</i>	•	•	•	•	•	•	•	•	•	•	•	•	•	•	•	•	•	•	•	•	•	•	•
<i>lamellosa</i> Raddi	•	•	•	•	•	•	•	•	•	•	•	•	•	•	•	•	•	•	•	•	•	•	•
<i>ligula</i> Steph.	•	•	•	•	•	•	•	•	•	•	•	•	•	•	•	•	•	•	•	•	•	•	•
<i>macrocarpa</i> Levier	•	•	•	•	•	•	•	•	•	•	•	•	•	•	•	•	•	•	•	•	•	•	•
<i>michelii</i> Raddi	•	•	•	•	•	•	•	•	•	•	•	•	•	•	•	•	•	•	•	•	•	•	•
<i>nigrella</i> DC.	•	•	•	•	•	•	•	•	•	•	•	•	•	•	•	•	•	•	•	•	•	•	•
<i>papillosa</i> Moris	•	•	•	•	•	•	•	•	•	•	•	•	•	•	•	•	•	•	•	•	•	•	•
<i>perennis</i> Steph.	•	•	•	•	•	•	•	•	•	•	•	•	•	•	•	•	•	•	•	•	•	•	•
<i>sommieri</i> Levier	•	•	•	•	•	•	•	•	•	•	•	•	•	•	•	•	•	•	•	•	•	•	•
<i>sorocarpa</i> Bisch. subsp. <i>sorocarpa</i>	•	•	•	•	•	•	•	•	•	•	•	•	•	•	•	•	•	•	•	•	•	•	•
<i>subbifurca</i> Wamst. ex Croz.	•	•	•	•	•	•	•	•	•	•	•	•	•	•	•	•	•	•	•	•	•	•	•
<i>trabutiana</i> Steph. [34]	•	•	•	•	•	•	•	•	•	•	•	•	•	•	•	•	•	•	•	•	•	•	•
<i>warnstorffii</i> Limpr. ex Warnst.	•	•	•	•	•	•	•	•	•	•	•	•	•	•	•	•	•	•	•	•	•	•	•
<i>Riccioarpus</i> Corda (Riccaceae)	•	•	•	•	•	•	•	•	•	•	•	•	•	•	•	•	•	•	•	•	•	•	•
<i>natans</i> (L.) Corda	•	•	•	•	•	•	•	•	•	•	•	•	•	•	•	•	•	•	•	•	•	•	•
<i>Riella</i> Mont. (Riellaceae)	•	•	•	•	•	•	•	•	•	•	•	•	•	•	•	•	•	•	•	•	•	•	•
<i>helicophylla</i> (Bory & Mont.) Mont. var. <i>helicophylla</i> [35]	•	•	•	•	•	•	•	•	•	•	•	•	•	•	•	•	•	•	•	•	•	•	•
<i>notarisii</i> (Mont.) Mont.	•	•	•	•	•	•	•	•	•	•	•	•	•	•	•	•	•	•	•	•	•	•	•
<i>Saccobasis</i> H.Buch (Scapaniaceae)	•	•	•	•	•	•	•	•	•	•	•	•	•	•	•	•	•	•	•	•	•	•	•
<i>polita</i> (Nees) H.Buch	•	•	•	•	•	•	•	•	•	•	•	•	•	•	•	•	•	•	•	•	•	•	•
<i>Saccogyna</i> Dumort. (Saccogynaceae)	•	•	•	•	•	•	•	•	•	•	•	•	•	•	•	•	•	•	•	•	•	•	•
<i>viticulosa</i> (L.) Dumort.	•	•	•	•	•	•	•	•	•	•	•	•	•	•	•	•	•	•	•	•	•	•	•
<i>Sauteria</i> Nees (Cleveaceae)	•	•	•	•	•	•	•	•	•	•	•	•	•	•	•	•	•	•	•	•	•	•	•
<i>alpina</i> (Nees) Nees	•	•	•	•	•	•	•	•	•	•	•	•	•	•	•	•	•	•	•	•	•	•	•
<i>Scapania</i> (Dumort.) Dumort. (Scapaniaceae)	•	•	•	•	•	•	•	•	•	•	•	•	•	•	•	•	•	•	•	•	•	•	•
<i>aequiloba</i> (Schwägr.) Dumort.	•	•	•	•	•	•	•	•	•	•	•	•	•	•	•	•	•	•	•	•	•	•	•
<i>apiculata</i> Spruce	•	•	•	•	•	•	•	•	•	•	•	•	•	•	•	•	•	•	•	•	•	•	•
<i>aspera</i> M.Bernet & Bernet	•	•	•	•	•	•	•	•	•	•	•	•	•	•	•	•	•	•	•	•	•	•	•
<i>calicicola</i> (Arnell & J.Perss.) Ingham	•	•	•	•	•	•	•	•	•	•	•	•	•	•	•	•	•	•	•	•	•	•	•
<i>carinthiaca</i> J.B.Jack ex Lindb. var. <i>massalongi</i> Müll.Frib. [36]	•	•	•	•	•	•	•	•	•	•	•	•	•	•	•	•	•	•	•	•	•	•	•
<i>compacta</i> (Roth) Dumort.	•	•	•	•	•	•	•	•	•	•	•	•	•	•	•	•	•	•	•	•	•	•	•
<i>crassiretis</i> Bryhn	•	•	•	•	•	•	•	•	•	•	•	•	•	•	•	•	•	•	•	•	•	•	•
<i>curta</i> (Mart.) Dumort. var. <i>curta</i>	•	•	•	•	•	•	•	•	•	•	•	•	•	•	•	•	•	•	•	•	•	•	•
<i>cuspiduligera</i> (Nees) Müll.Frib. var. <i>cuspiduligera</i>	•	•	•	•	•	•	•	•	•	•	•	•	•	•	•	•	•	•	•	•	•	•	•
<i>glaucocephala</i> (Taylor) Austin var. <i>glaucocephala</i>	•	•	•	•	•	•	•	•	•	•	•	•	•	•	•	•	•	•	•	•	•	•	•
<i>gracilis</i> Lindb.	•	•	•	•	•	•	•	•	•	•	•	•	•	•	•	•	•	•	•	•	•	•	•
<i>gymnostomophila</i> Kaal.	•	•	•	•	•	•	•	•	•	•	•	•	•	•	•	•	•	•	•	•	•	•	•
<i>helvetica</i> Gottsche	•	•	•	•	•	•	•	•	•	•	•	•	•	•	•	•	•	•	•	•	•	•	•
<i>irrigua</i> (Nees) Nees subsp. <i>irrigua</i>	•	•	•	•	•	•	•	•	•	•	•	•	•	•	•	•	•	•	•	•	•	•	•
<i>lingulata</i> H.Buch var. <i>lingulata</i> [37]	•	•	•	•	•	•	•	•	•	•	•	•	•	•	•	•	•	•	•	•	•	•	•

(Continued)

Taxa	AOS	PIE	LOM	TRA	VEN	FRV	LIG	EMR	RSM	TUS	MAR	UMB	LAZ	SCV	ABR	MOL	CAM	PUG	BAS	CAL	SAR	SIC
<i>mucronata</i> H.Buch	•	•	•	•	•	•	•	•	•	•	•	•	•	•	•	•	•	•	•	•	•	•
<i>nemorea</i> (L.) Grolle	•	•	•	•	•	•	•	•	•	•	•	•	•	•	•	•	•	•	•	•	•	•
<i>obscura</i> (Arnell & C.E.O.Jensen) Schifff. [38]	•	•	•	•	•	•	•	•	•	•	•	•	•	•	•	•	•	•	•	•	•	•
<i>paludicola</i> Loeske & Müll.Frib. var. <i>paludicola</i>	•	•	•	•	•	•	•	•	•	•	•	•	•	•	•	•	•	•	•	•	•	•
<i>paludosa</i> (Müll.Frib.) Müll.Frib.	•	•	•	•	•	•	•	•	•	•	•	•	•	•	•	•	•	•	•	•	•	•
<i>praetervisa</i> Meyl. [39]	•	•	•	•	•	•	•	•	•	•	•	•	•	•	•	•	•	•	•	•	•	•
<i>scandica</i> (Arnell & H.Buch) Macvicar var. <i>scandica</i>	•	•	•	•	•	•	•	•	•	•	•	•	•	•	•	•	•	•	•	•	•	•
<i>scapanioides</i> (C.Massal.) Grolle [nota]	•	•	•	•	•	•	•	•	•	•	•	•	•	•	•	•	•	•	•	•	•	•
<i>subalpina</i> (Nees ex Lindenb.) Dumort. var. <i>subalpina</i>	•	•	•	•	•	•	•	•	•	•	•	•	•	•	•	•	•	•	•	•	•	•
<i>uliginosa</i> (Lindenb.) Dumort.	•	•	•	•	•	•	•	•	•	•	•	•	•	•	•	•	•	•	•	•	•	•
<i>umbrosa</i> (Schrad.) Dumort.	•	•	•	•	•	•	•	•	•	•	•	•	•	•	•	•	•	•	•	•	•	•
<i>undulata</i> (L.) Dumort.	•	•	•	•	•	•	•	•	•	•	•	•	•	•	•	•	•	•	•	•	•	•
<i>verrucosa</i> Heeg	•	•	•	•	•	•	•	•	•	•	•	•	•	•	•	•	•	•	•	•	•	•
<i>Schistochloopsis</i> (N.Kitag.) Konstant. (Scapaniaceae)	•	•	•	•	•	•	•	•	•	•	•	•	•	•	•	•	•	•	•	•	•	•
<i>grandiretis</i> (Lindb. ex Kaal.) Konstant.	•	•	•	•	•	•	•	•	•	•	•	•	•	•	•	•	•	•	•	•	•	•
<i>incisa</i> (Schrad.) Konstant.	•	•	•	•	•	•	•	•	•	•	•	•	•	•	•	•	•	•	•	•	•	•
<i>opacifolia</i> (Culm. ex Meyl.) Konstant.	•	•	•	•	•	•	•	•	•	•	•	•	•	•	•	•	•	•	•	•	•	•
Schijakovia Konstant. & Vilnet (Anastrophyllaceae)	•	•	•	•	•	•	•	•	•	•	•	•	•	•	•	•	•	•	•	•	•	•
<i>kunzeana</i> (Huebener) Konstant. & Vilnet	•	•	•	•	•	•	•	•	•	•	•	•	•	•	•	•	•	•	•	•	•	•
Schijakovianthus Konstant. & Vilnet (Anastrophyllaceae)	•	•	•	•	•	•	•	•	•	•	•	•	•	•	•	•	•	•	•	•	•	•
<i>quadrilobus</i> (Lindb.) Konstant. & Vilnet	•	•	•	•	•	•	•	•	•	•	•	•	•	•	•	•	•	•	•	•	•	•
<i>Solenostoma</i> Mitt. (Solenostomataceae)	•	•	•	•	•	•	•	•	•	•	•	•	•	•	•	•	•	•	•	•	•	•
<i>confertissimum</i> (Nees) Schijakov	•	•	•	•	•	•	•	•	•	•	•	•	•	•	•	•	•	•	•	•	•	•
<i>gracillimum</i> (Sm.) R.M.Schust.	•	•	•	•	•	•	•	•	•	•	•	•	•	•	•	•	•	•	•	•	•	•
<i>hyalinum</i> (Lyell) Mitt.	•	•	•	•	•	•	•	•	•	•	•	•	•	•	•	•	•	•	•	•	•	•
<i>obovatum</i> (Nees) C.Massal.	•	•	•	•	•	•	•	•	•	•	•	•	•	•	•	•	•	•	•	•	•	•
<i>sphaerocarpum</i> (Hook.) Steph.	•	•	•	•	•	•	•	•	•	•	•	•	•	•	•	•	•	•	•	•	•	•
<i>subellipticum</i> (Lindb. ex Heeg) R.M.Schust.	•	•	•	•	•	•	•	•	•	•	•	•	•	•	•	•	•	•	•	•	•	•
<i>Southbya</i> Spruce (Southbyaceae)	•	•	•	•	•	•	•	•	•	•	•	•	•	•	•	•	•	•	•	•	•	•
<i>nigrella</i> (De Not.) Henricq.	•	•	•	•	•	•	•	•	•	•	•	•	•	•	•	•	•	•	•	•	•	•
<i>tophacea</i> (Spruce) Spruce	•	•	•	•	•	•	•	•	•	•	•	•	•	•	•	•	•	•	•	•	•	•
<i>Sphaerocarpos</i> Boehm. (Sphaerocarpaceae)	•	•	•	•	•	•	•	•	•	•	•	•	•	•	•	•	•	•	•	•	•	•
<i>europaeus</i> Lorb.	•	•	•	•	•	•	•	•	•	•	•	•	•	•	•	•	•	•	•	•	•	•
<i>michelii</i> Bellardi	•	•	•	•	•	•	•	•	•	•	•	•	•	•	•	•	•	•	•	•	•	•
<i>Sphenolobus</i> (Lindb.) Berggr. (Anastrophyllaceae)	•	•	•	•	•	•	•	•	•	•	•	•	•	•	•	•	•	•	•	•	•	•
<i>minutus</i> (Schreb. ex D.Crantz) Berggr.	•	•	•	•	•	•	•	•	•	•	•	•	•	•	•	•	•	•	•	•	•	•
<i>saxicola</i> (Schrad.) Steph.	•	•	•	•	•	•	•	•	•	•	•	•	•	•	•	•	•	•	•	•	•	•
<i>Syzygiella</i> Spruce (Adelanthaceae)	•	•	•	•	•	•	•	•	•	•	•	•	•	•	•	•	•	•	•	•	•	•
<i>autumnalis</i> (DC.) K.Feldberg. Váňa, Hentschel & Heinrichs	•	•	•	•	•	•	•	•	•	•	•	•	•	•	•	•	•	•	•	•	•	•
<i>Targionia</i> L. (Targioniaceae)	•	•	•	•	•	•	•	•	•	•	•	•	•	•	•	•	•	•	•	•	•	•
<i>hypophylla</i> L. subsp. <i>hypophylla</i>	•	•	•	•	•	•	•	•	•	•	•	•	•	•	•	•	•	•	•	•	•	•
<i>lorbeeriana</i> Müll.Frib.	•	•	•	•	•	•	•	•	•	•	•	•	•	•	•	•	•	•	•	•	•	•
<i>Tetralophozia</i> (R.M.Schust.) Schijakov (Anastrophyllaceae)	•	•	•	•	•	•	•	•	•	•	•	•	•	•	•	•	•	•	•	•	•	•
<i>setiformis</i> (Ehrh.) Schijakov	•	•	•	•	•	•	•	•	•	•	•	•	•	•	•	•	•	•	•	•	•	•
<i>Trichocolea</i> Dumort. (Trichocoleaceae)	•	•	•	•	•	•	•	•	•	•	•	•	•	•	•	•	•	•	•	•	•	•
<i>tomentella</i> (Ehrh.) Dumort.	•	•	•	•	•	•	•	•	•	•	•	•	•	•	•	•	•	•	•	•	•	•
<i>Trilophozia</i> (R.M.Schust.) Bakalin (Lophoziaaceae)	•	•	•	•	•	•	•	•	•	•	•	•	•	•	•	•	•	•	•	•	•	•
<i>quinquedentata</i> (Huds.) Bakalin var. <i>quinquedentata</i>	•	•	•	•	•	•	•	•	•	•	•	•	•	•	•	•	•	•	•	•	•	•
<i>Tritomaria</i> Schifff. ex Loeske (Lophoziaaceae)	•	•	•	•	•	•	•	•	•	•	•	•	•	•	•	•	•	•	•	•	•	•
<i>exsecta</i> (Schmidel) Schifff. ex Loeske subsp. <i>exsecta</i>	•	•	•	•	•	•	•	•	•	•	•	•	•	•	•	•	•	•	•	•	•	•
<i>exsectiformis</i> (Breidl.) Schifff. ex Loeske subsp. <i>exsectiformis</i>	•	•	•	•	•	•	•	•	•	•	•	•	•	•	•	•	•	•	•	•	•	•
<i>scitula</i> (Taylor) Jörg.	•	•	•	•	•	•	•	•	•	•	•	•	•	•	•	•	•	•	•	•	•	•

(Continued)



Taxa	AOS	PIE	LOM	TRA	VEN	FRV	LIG	EMR	RSM	TUS	MAR	UMB	LAZ	SCV	ABR	MOL	CAM	PUG	BAS	CAL	SAR	SIC
<i>tristis</i> (Ces.) Sull. & Lesq.	•	•	•	•	•	•	•	•	•	•	•	•	•	•	•	•	•	•	•	•	•	•
<i>viticulosus</i> (Hedw.) Hook. & Taylor	•	•	•	•	•	•	•	•	•	•	•	•	•	•	•	•	•	•	•	•	•	•
<i>Antitrichia</i> Brid. (Antitrichaceae)	•	•	•	•	•	•	•	•	•	•	•	•	•	•	•	•	•	•	•	•	•	•
<i>californica</i> Sull.	•	•	•	•	•	•	•	•	•	•	•	•	•	•	•	•	•	•	•	•	•	•
<i>curtipendula</i> (Hedw.) Brid.	•	•	•	•	•	•	•	•	•	•	•	•	•	•	•	•	•	•	•	•	•	•
<i>Aongstroemia</i> Schimp. (Aongstroemiaceae)	•	•	•	•	•	•	•	•	•	•	•	•	•	•	•	•	•	•	•	•	•	•
<i>longipes</i> (Sommerf.) Bruch & Schimp.	•	•	•	•	•	•	•	•	•	•	•	•	•	•	•	•	•	•	•	•	•	•
<i>Archidium</i> Brid. (Archidiaceae)	•	•	•	•	•	•	•	•	•	•	•	•	•	•	•	•	•	•	•	•	•	•
<i>altermifolium</i> (Hedw.) Mitt.	•	•	•	•	•	•	•	•	•	•	•	•	•	•	•	•	•	•	•	•	•	•
<i>Arctoa</i> Schimp. (Rhabdoweisiaceae)	•	•	•	•	•	•	•	•	•	•	•	•	•	•	•	•	•	•	•	•	•	•
<i>fulvella</i> (Dicks.) Bruch & Schimp.	•	•	•	•	•	•	•	•	•	•	•	•	•	•	•	•	•	•	•	•	•	•
<i>Aschisma</i> Lindb. (Pottiaceae)	•	•	•	•	•	•	•	•	•	•	•	•	•	•	•	•	•	•	•	•	•	•
<i>carniolicum</i> (F.Weber & D.Mohr) Lindb.	•	•	•	•	•	•	•	•	•	•	•	•	•	•	•	•	•	•	•	•	•	•
<i>Atlantichella</i> F.Lara, Garilieti & Draper (Orthotrichaceae) [43]	•	•	•	•	•	•	•	•	•	•	•	•	•	•	•	•	•	•	•	•	•	•
<i>calvescens</i> (Carrington) F.Lara, Garilieti & Draper	•	•	•	•	•	•	•	•	•	•	•	•	•	•	•	•	•	•	•	•	•	•
<i>Atractylodes</i> Mitt. (Leucobryaceae)	•	•	•	•	•	•	•	•	•	•	•	•	•	•	•	•	•	•	•	•	•	•
<i>alpinus</i> (Schimp. ex Milde) Lindb. [44]	•	•	•	•	•	•	•	•	•	•	•	•	•	•	•	•	•	•	•	•	•	•
<i>Atrichum</i> PBeauv. (Polytrichaceae)	•	•	•	•	•	•	•	•	•	•	•	•	•	•	•	•	•	•	•	•	•	•
<i>angustatum</i> (Brid.) Bruch & Schimp.	•	•	•	•	•	•	•	•	•	•	•	•	•	•	•	•	•	•	•	•	•	•
<i>flavisetum</i> Mitt.	•	•	•	•	•	•	•	•	•	•	•	•	•	•	•	•	•	•	•	•	•	•
<i>tenellum</i> (Röhl.) Bruch & Schimp.	•	•	•	•	•	•	•	•	•	•	•	•	•	•	•	•	•	•	•	•	•	•
<i>undulatum</i> (Hedw.) PBeauv.	•	•	•	•	•	•	•	•	•	•	•	•	•	•	•	•	•	•	•	•	•	•
<i>Aulacomnium</i> Schwägr. (Aulacomniaceae)	•	•	•	•	•	•	•	•	•	•	•	•	•	•	•	•	•	•	•	•	•	•
<i>androgynum</i> (Hedw.) Schwägr.	•	•	•	•	•	•	•	•	•	•	•	•	•	•	•	•	•	•	•	•	•	•
<i>palustre</i> (Hedw.) Schwägr.	•	•	•	•	•	•	•	•	•	•	•	•	•	•	•	•	•	•	•	•	•	•
<i>Barbula</i> Hedw. (Pottiaceae) [45]	•	•	•	•	•	•	•	•	•	•	•	•	•	•	•	•	•	•	•	•	•	•
<i>unguiculata</i> Hedw.	•	•	•	•	•	•	•	•	•	•	•	•	•	•	•	•	•	•	•	•	•	•
<i>Bartramia</i> Hedw. (Bartramiaceae)	•	•	•	•	•	•	•	•	•	•	•	•	•	•	•	•	•	•	•	•	•	•
<i>aprica</i> Müll.Hal. [46]	•	•	•	•	•	•	•	•	•	•	•	•	•	•	•	•	•	•	•	•	•	•
<i>brevisetia</i> Lindb. [47]	•	•	•	•	•	•	•	•	•	•	•	•	•	•	•	•	•	•	•	•	•	•
<i>halleriana</i> Hedw.	•	•	•	•	•	•	•	•	•	•	•	•	•	•	•	•	•	•	•	•	•	•
<i>ithyphylla</i> Brid.	•	•	•	•	•	•	•	•	•	•	•	•	•	•	•	•	•	•	•	•	•	•
<i>poriniformis</i> Hedw.	•	•	•	•	•	•	•	•	•	•	•	•	•	•	•	•	•	•	•	•	•	•
<i>subulata</i> Bruch & Schimp.	•	•	•	•	•	•	•	•	•	•	•	•	•	•	•	•	•	•	•	•	•	•
<i>Blindia</i> Bruch & Schimp. (Seligeriaceae)	•	•	•	•	•	•	•	•	•	•	•	•	•	•	•	•	•	•	•	•	•	•
<i>caespiticia</i> (F.Weber & D.Mohr) Müll.Hal.	•	•	•	•	•	•	•	•	•	•	•	•	•	•	•	•	•	•	•	•	•	•
<i>Blindia</i> (Lindb.) Fedosov & Ignatov (Seligeriaceae)	•	•	•	•	•	•	•	•	•	•	•	•	•	•	•	•	•	•	•	•	•	•
<i>campylopodus</i> (Kindb.) Fedosov & Ignatov [48]	•	•	•	•	•	•	•	•	•	•	•	•	•	•	•	•	•	•	•	•	•	•
<i>diversifolius</i> (Lindb.) Fedosov & Ignatov [49]	•	•	•	•	•	•	•	•	•	•	•	•	•	•	•	•	•	•	•	•	•	•
<i>recurvatus</i> (Hedw.) Fedosov & Ignatov	•	•	•	•	•	•	•	•	•	•	•	•	•	•	•	•	•	•	•	•	•	•
<i>Brachydontium</i> Fürm. (Ptychomitriaceae)	•	•	•	•	•	•	•	•	•	•	•	•	•	•	•	•	•	•	•	•	•	•
<i>trichodes</i> (F.Weber) Milde	•	•	•	•	•	•	•	•	•	•	•	•	•	•	•	•	•	•	•	•	•	•
<i>Brachytheciastrum</i> Ignatov & Huttunen (Brachytheciaceae)	•	•	•	•	•	•	•	•	•	•	•	•	•	•	•	•	•	•	•	•	•	•
<i>collinum</i> (Schleich. ex Müll.Hal.) Ignatov & Huttunen	•	•	•	•	•	•	•	•	•	•	•	•	•	•	•	•	•	•	•	•	•	•
<i>olympicum</i> (Jur.) Vanderp. et al.	•	•	•	•	•	•	•	•	•	•	•	•	•	•	•	•	•	•	•	•	•	•
<i>salicinum</i> (Schimp.) J.D.Orgaz, M.J.Cano & J.Guerra	•	•	•	•	•	•	•	•	•	•	•	•	•	•	•	•	•	•	•	•	•	•
<i>trachypodium</i> (Brid.) Ignatov & Huttunen	•	•	•	•	•	•	•	•	•	•	•	•	•	•	•	•	•	•	•	•	•	•
<i>velutinum</i> (Hedw.) Ignatov & Huttunen	•	•	•	•	•	•	•	•	•	•	•	•	•	•	•	•	•	•	•	•	•	•
<i>Brachythecium</i> Schimp. (Brachytheciaceae)	•	•	•	•	•	•	•	•	•	•	•	•	•	•	•	•	•	•	•	•	•	•
<i>albicans</i> (Hedw.) Schimp.	•	•	•	•	•	•	•	•	•	•	•	•	•	•	•	•	•	•	•	•	•	•
<i>campestre</i> (Müll.Hal.) Schimp.	•	•	•	•	•	•	•	•	•	•	•	•	•	•	•	•	•	•	•	•	•	•

(Continued)





Taxa	AOS	PIE	LOM	TRA	VEN	FRV	LIG	EMR	RSM	TUS	MAR	UMB	LAZ	SCV	ABR	MOL	CAM	PUG	BAS	CAL	SAR	SIC
<i>Calliergon</i> (Sull.) Kindb. (Calliergonaceae)																						
<i>cordifolium</i> (Hedw.) Kindb.		•	•	•	•	•	•	•	•	•								•				
<i>giganteum</i> (Schimp.) Kindb.	•	•	•	•	•	•	•	•	•													
<i>richardsonii</i> (Mitt.) Kindb.	•	•	•	•	•	•	•	•	•													
<i>Calliergonella</i> Loeske (Pyliasiaceae)																						
<i>cuspidata</i> (Hedw.) Loeske	•	•	•	•	•	•	•	•	•	•	•	•	•	•	•	•	•	•	•	•	•	•
<i>lindbergii</i> (Mitt.) Hedenäs	•	•	•	•	•	•	•	•	•	•	•	•	•	•	•	•	•	•	•	•	•	•
<i>Calymperes</i> Michx. (Calymperaceae)																						
<i>erosum</i> Müll.Hal. [53]																						•
<i>Campylodadelphus</i> (Kindb.) R.S.Chopra (Amblystegiaceae)	•	•	•	•	•	•	•	•	•	•	•	•	•	•	•	•	•	•	•	•	•	•
<i>chrysophyllus</i> (Brid.) R.S.Chopra	•	•	•	•	•	•	•	•	•	•	•	•	•	•	•	•	•	•	•	•	•	•
<i>elodes</i> (Lindb.) Kanda	•	•	•	•	•	•	•	•	•	•	•	•	•	•	•	•	•	•	•	•	•	•
<i>Campylium</i> (Kindb.) R.S.Chopra (Amblystegiaceae)																						
<i>bambergeri</i> (Schimp.) Hedenäs, Schlesak & D.Quandt	•	•	•	•	•	•	•	•	•	•	•	•	•	•	•	•	•	•	•	•	•	•
<i>protensum</i> (Brid.) Kindb.	•	•	•	•	•	•	•	•	•	•	•	•	•	•	•	•	•	•	•	•	•	•
<i>stellatum</i> (Hedw.) Lange & C.E.O.Jensen	•	•	•	•	•	•	•	•	•	•	•	•	•	•	•	•	•	•	•	•	•	•
<i>Campylophylopsis</i> W.R.Buck (Amblystegiaceae)																						
<i>calcareo</i> (Crundw. & Nyholm) Ochyra	•	•	•	•	•	•	•	•	•	•	•	•	•	•	•	•	•	•	•	•	•	•
<i>sommerfeltii</i> (Myrin) Ochyra	•	•	•	•	•	•	•	•	•	•	•	•	•	•	•	•	•	•	•	•	•	•
<i>Campylophylum</i> (Schimp.) M.Fleisch. (Amblystegiaceae)																						
<i>halleri</i> (Hedw.) M.Fleisch.	•	•	•	•	•	•	•	•	•	•	•	•	•	•	•	•	•	•	•	•	•	•
<i>Campylopus</i> Brid. (Leucobryaceae)																						
<i>atrovirens</i> De Not.	•	•	•	•	•	•	•	•	•	•	•	•	•	•	•	•	•	•	•	•	•	•
<i>brevipilus</i> Bruch & Schimp.	•	•	•	•	•	•	•	•	•	•	•	•	•	•	•	•	•	•	•	•	•	•
<i>flexuosus</i> (Hedw.) Brid.	•	•	•	•	•	•	•	•	•	•	•	•	•	•	•	•	•	•	•	•	•	•
<i>fragilis</i> (Brid.) Bruch & Schimp.	•	•	•	•	•	•	•	•	•	•	•	•	•	•	•	•	•	•	•	•	•	•
<i>gracilis</i> (Mitt.) A.Jaeger	•	•	•	•	•	•	•	•	•	•	•	•	•	•	•	•	•	•	•	•	•	•
<i>introflexus</i> (Hedw.) Brid.	•	•	•	•	•	•	•	•	•	•	•	•	•	•	•	•	•	•	•	•	•	•
<i>oerstedianus</i> (Müll.Hal.) Mitt.	•	•	•	•	•	•	•	•	•	•	•	•	•	•	•	•	•	•	•	•	•	•
<i>pilifer</i> Brid.	•	•	•	•	•	•	•	•	•	•	•	•	•	•	•	•	•	•	•	•	•	•
<i>pyriformis</i> (Schultz) Brid.	•	•	•	•	•	•	•	•	•	•	•	•	•	•	•	•	•	•	•	•	•	•
<i>schimperii</i> Milde	•	•	•	•	•	•	•	•	•	•	•	•	•	•	•	•	•	•	•	•	•	•
<i>subulatus</i> Schimp. ex Milde	•	•	•	•	•	•	•	•	•	•	•	•	•	•	•	•	•	•	•	•	•	•
<i>Campylostelium</i> Bruch & Schimp. (Ptychomitriaceae)																						
<i>pitardii</i> (Corb.) E.Maier	•	•	•	•	•	•	•	•	•	•	•	•	•	•	•	•	•	•	•	•	•	•
<i>saxicola</i> (F.Weber & D.Mohr) Bruch & Schimp.	•	•	•	•	•	•	•	•	•	•	•	•	•	•	•	•	•	•	•	•	•	•
<i>strictum</i> Solms [54]	•	•	•	•	•	•	•	•	•	•	•	•	•	•	•	•	•	•	•	•	•	•
<i>Catocopium</i> Brid. (Catocopiaceae)																						
<i>nigratum</i> (Hedw.) Brid.	•	•	•	•	•	•	•	•	•	•	•	•	•	•	•	•	•	•	•	•	•	•
<i>Ceratodon</i> Brid. (Ditrichaceae)																						
<i>conicus</i> (Hampe) Lindb.	•	•	•	•	•	•	•	•	•	•	•	•	•	•	•	•	•	•	•	•	•	•
<i>heterophyllum</i> Kindb.	•	•	•	•	•	•	•	•	•	•	•	•	•	•	•	•	•	•	•	•	•	•
<i>purpureus</i> (Hedw.) Brid. subsp. <i>purpureus</i>	•	•	•	•	•	•	•	•	•	•	•	•	•	•	•	•	•	•	•	•	•	•
subsp. <i>stenocarpus</i> (Bruch. & Schimp. ex Müll.Hal.) Dixon	•	•	•	•	•	•	•	•	•	•	•	•	•	•	•	•	•	•	•	•	•	•
<i>Chellothella</i> Broth. (Ditrichaceae)																						
<i>chloropus</i> (Brid.) Broth.	•	•	•	•	•	•	•	•	•	•	•	•	•	•	•	•	•	•	•	•	•	•
<i>Chenia</i> R.H.Zander (Pottiaceae)																						
<i>leptophylla</i> (Müll.Hal.) R.H.Zander	•	•	•	•	•	•	•	•	•	•	•	•	•	•	•	•	•	•	•	•	•	•
<i>Chionoloma</i> Dixon (Pottiaceae)																						
<i>tenuirostre</i> (Hook. & Taylor) M.Alonso, M.J.Cano & J.A.Jiménez var.	•	•	•	•	•	•	•	•	•	•	•	•	•	•	•	•	•	•	•	•	•	•
<i>tenuirostre</i> var.	•	•	•	•	•	•	•	•	•	•	•	•	•	•	•	•	•	•	•	•	•	•

(Continued)



Taxa	AOS	PIE	LOM	TRA	VEN	FRV	LIG	EMR	RSM	TUS	MAR	UMB	LAZ	SCV	ABR	MOL	CAM	PUG	BAS	CAL	SAR	SIC	
<i>Hymenophylloides</i> (Huebener) T.J.Kop.						•																	
<i>Dendrocryphaea</i> Broth. (Cryphaeaceae)																							
<i>Iamyana</i> (Mont.) P.Rao [60]										○													
<i>Dialytrichia</i> (Schimp.) Limpr. (Pottiaceae)																							
<i>mucronata</i> (Brid.) Broth.																							
<i>saxicola</i> (Lamy) M.J.Cano [61]																							
<i>Dichelyma</i> Myrin (Fontinalaceae)																							
<i>capillaceum</i> (L. ex Dicks.) Myrin [62]																							
<i>Dichodontium</i> Schimp. (Aongstroemiales)																							
<i>flavescens</i> (Dicks.) Lindb.																							
<i>Pellucidum</i> (Hedw.) Schimp.																							
<i>Dicranella</i> (Müll.Hal.) Schimp. (Dicranellaceae)																							
<i>cerviculata</i> (Hedw.) Schimp.																							
<i>crispa</i> (Hedw.) Schimp.																							
<i>grevilleana</i> (Brid.) Schimp.																							
<i>heteromalla</i> (Hedw.) Schimp.																							
<i>howei</i> Renauld & Cardot																							
<i>humilis</i> R.Ruthe																							
<i>rufescens</i> (Dicks.) Schimp.																							
<i>schreberiana</i> (Hedw.) Dixon																							
<i>staphylina</i> H.Whitehouse																							
<i>subulata</i> (Hedw.) Schimp.																							
<i>varia</i> (Hedw.) Schimp.																							
<i>Dicranodontium</i> Bruch & Schimp. (Leucobryaceae)																							
<i>asperulum</i> (Mitt.) Broth.																							
<i>denudatum</i> (Brid.) E.Britton																							
<i>uncinatum</i> (Harv.) A.Jaeger [63]																							
<i>Dicranoweisia</i> Milde (Rhabdoweisiaceae)																							
<i>cirrata</i> (Hedw.) Lindb.																							
<i>Dicranum</i> Hedw. (Dicranaceae)																							
<i>bonjeanii</i> De Not.																							
<i>brevifolium</i> (Lindb.) Lindb.																							
<i>crassifolium</i> Sérgio, Ochyra & Senecca																							
<i>elongatum</i> Schleich. ex Schwägr.																							
<i>flagellare</i> Hedw.																							
<i>flexicaule</i> Brid.																							
<i>fragilifolium</i> Lindb. [64]																							
<i>fulvum</i> Hook.																							
<i>fuscescens</i> Sm.																							
<i>groenlandicum</i> Brid. [65]																							
<i>leioneuron</i> Kindb.																							
<i>majus</i> Sm.																							
<i>montanum</i> Hedw.																							
<i>muehlenbeckii</i> Bruch & Schimp.																							
<i>polysetum</i> Sw. ex anon.																							
<i>scoparium</i> Hedw.																							
<i>spadiceum</i> J.E.Zetterst.																							
<i>spurium</i> Hedw.																							
<i>tauricum</i> Sapiegin																							
<i>undulatum</i> Schrad. ex Brid.																							
<i>viride</i> (Sull. & Lesq.) Lindb.																							
<i>Didymodon</i> Hedw. (Pottiaceae) [66]																							
<i>acutus</i> (Brid.) K.Saito																							

(Continued)



Taxa	AOS	PIE	LOM	TRA	VEN	FRV	LIG	EMR	RSM	TUS	MAR	UMB	LAZ	SCV	ABR	MOL	CAM	PUG	BAS	CAL	SAR	SIC
<i>duriaei</i> Mont.										○			○			●						●
<i>fascicularis</i> (Hedw.) Müll.Hal.		○	●	○	○	○	○	○		●		●	●				●	●		●		●
<i>hungaricus</i> (Boros) Loeske																						●
<i>muhlenbergii</i> (Turner) Fife		○	○	○	○	○	●	○	○	○	●		○	○				○	●	○		●
<i>obtusus</i> (Hedw.) Lindb.		○	○	○	○	○	○	○		●		○						○	●	○		●
<i>pulchellus</i> (H.Philip.) Brugués	+	○	○	○	○	○	○	○		●		○	●					○	●	○		●
<i>Ephemerum</i> Hampe (Pottiaceae)																						●
<i>cohaerens</i> (Hedw.) Hampe		○		○															●		○	●
<i>crassinervium</i> (Schwägr.) Hampe subsp. <i>rutheanum</i> (Schimp.) Holyoak [71]		(●)																				●
subsp. <i>sessile</i> (Bruch) Holyoak		○								○	●			●						●		○
<i>recurvifolium</i> (Dicks.) Boulay		●		●						○		●										○
<i>seriatum</i> (Hedw.) Hampe		○	●	○	○	○				○		●	○					●				●
<i>Epipterygium</i> Lindb. (Mniaceae)																						●
<i>tozeri</i> (Grev.) Lindb.		○	○	○	○	○	○			●			●							●		●
<i>Eucladium</i> Bruch & Schimp. (Pottiaceae)		●	●	●	●	●	●	●	○	●	●	●	●	●	●	●	●	●	●	●	●	●
<i>verticillatum</i> (With.) Bruch & Schimp.		●	●	●	●	●	●	●	○	●	●	●	●	●	●	●	●	●	●	●	●	●
<i>Eurhynchiastrum</i> Ignatov & Huttunen (Brachytheciaceae)		●	●	●	●	●	●	●	○	●	●	●	●	●	●	●	●	●	●	●	●	●
<i>diversifolium</i> (Schimp.) J.Guerra		●	●	●	●	●	●	●	○	●	●	●	●	●	●	●	●	●	●	●	●	●
<i>pulchellum</i> (Hedw.) Ignatov & Huttunen		●	●	●	●	●	●	●	○	●	●	●	●	●	●	●	●	●	●	●	●	●
<i>Eurhynchium</i> Bruch & Schimp. (Brachytheciaceae)		○	●	●	●	●	●	●	○	●	●	●	●	●	●	●	●	●	●	●	●	●
<i>angustriete</i> (Broth.) T.J.Kop.		○	●	●	●	●	●	●	○	●	●	●	●	●	●	●	●	●	●	●	●	●
<i>striatum</i> (Hedw.) Schimp.		○	●	●	●	●	●	●	○	●	●	●	●	●	●	●	●	●	●	●	●	●
<i>Exsertotheca</i> S.Olsson, Enroth & D.Quandt (Neckeraceae)		●	●	●	●	●	●	●	○	●	●	●	●	●	●	●	●	○	●	●	●	●
<i>crispa</i> (Hedw.) S.Olsson, Enroth & D.Quandt		○	●	●	●	●	●	●	○	●	●	●	●	●	●	●	●	○	●	●	●	○
<i>Fabronia</i> Raddi (Fabroniaceae)		○	●	●	●	●	●	●	○	●	●	●	●	●	●	●	●	○	●	●	●	○
<i>ciliaris</i> (Brid.) Brid.		○	●	●	●	●	●	●	○	●	●	●	●	●	●	●	●	○	●	●	●	○
<i>pusilla</i> Raddi		○	●	●	●	●	●	●	○	●	●	●	●	●	●	●	●	○	●	●	●	○
<i>Fissidens</i> Hedw. (Fissidentaceae)		●	●	●	●	●	●	●	○	●	●	●	●	●	●	●	●	○	●	●	●	○
<i>adianthoides</i> Hedw.		●	●	●	●	●	●	●	○	●	●	●	○	●	●	●	●	○	●	●	●	○
<i>bryoides</i> Hedw. var. <i>bryoides</i> var. <i>caespitans</i> Schimp.		●	●	●	●	●	●	●	○	●	●	●	○	●	●	●	●	○	●	●	●	○
<i>celticus</i> Paton [72]																						●
<i>crassipes</i> Wilson ex Bruch & Schimp. subsp. <i>crassipes</i> subsp. <i>warnstorffii</i> (M.Fleisch.) Brugg-Nann.		○	○	○	○	○	○	○	○	○	○	○	○	○	○	○	○	○	○	○	○	○
<i>crispus</i> Mont.		○																				●
<i>curvatus</i> Hornsch.																						○
<i>dubius</i> P.Beauv. var. <i>dubius</i> var. <i>exilis</i> Hedw.		●	●	●	●	●	●	●	○	●	●	●	●	●	●	●	●	○	●	●	●	○
<i>fontanus</i> (Bach.Pyl.) Steud.		○	○	○	○	○	+			●	●	●	○	●	●	●	○					○
<i>gracillifolius</i> Brugg-Nann. & Nyholm																						●
<i>gymnanthus</i> Buse		●		○																		○
<i>incurvus</i> Starke ex Röhl.		○	●	○	○	○	○	○		●	●	●	●	●	●	●	○					○
<i>osmundoides</i> Hedw.		●	●	●	●	●	●	●	(○)	○												○
<i>ovatifolius</i> R.Ruthe																						○
<i>polyphyllus</i> Wilson ex Bruch & Schimp.		●	○	○	○	○	○	○		●	●	○	●	●	●	●	○					○
<i>pusillus</i> (Wilson) Milde		●	●	○	○	○	○	○		●	●	○	●	●	●	●	○					○
<i>rivularis</i> (Spruce) Schimp.		●	●	○	○	○	○	○		●	●	○	●	●	●	●	○					○
<i>rufulus</i> Bruch & Schimp.		●	●	○	○	○	○	○		●	●	○	●	●	●	●	○					○
<i>serrolatus</i> Brid.		●	●	○	○	○	○	○		●	●	○	●	●	●	●	○					○
<i>taxifolius</i> Hedw.		●	●	○	○	○	○	○		●	●	○	●	●	●	●	○					○
<i>viridulus</i> (Sw.) Wahlb.		●	●	○	○	○	○	○		●	●	○	●	●	●	●	○					○

(Continued)



Taxa	AOS	PIE	LOM	TRA	VEN	FRV	LIG	EMR	RSM	TUS	MAR	UMB	LAZ	SCV	ABR	MOL	CAM	PUG	BAS	CAL	SAR	SIC
<i>muehlenbeckii</i> Schimp.	•	•	•	•	•	•	•	•	•	•	•	•	•	•	•	•	•	•	•	•	•	•
<i>orbicularis</i> Bruch ex Wilson	•	•	•	•	•	•	•	•	•	•	•	•	•	•	•	•	•	•	•	•	•	•
<i>ovalis</i> (Hedw.) Lindb.	•	•	•	•	•	•	•	•	•	•	•	•	•	•	•	•	•	•	•	•	•	•
<i>pulvinata</i> (Hedw.) Sm.	•	•	•	•	•	•	•	•	•	•	•	•	•	•	•	•	•	•	•	•	•	•
<i>ramondii</i> (Lam. & DC.) Margad.	•	•	•	•	•	•	•	•	•	•	•	•	•	•	•	•	•	•	•	•	•	•
<i>reflexidens</i> Müll.Hal.	•	•	•	•	•	•	•	•	•	•	•	•	•	•	•	•	•	•	•	•	•	•
<i>teretinnervis</i> Limpr.	•	•	•	•	•	•	•	•	•	•	•	•	•	•	•	•	•	•	•	•	•	•
<i>tergestina</i> Tomm. ex Bruch & Schimp.	•	•	•	•	•	•	•	•	•	•	•	•	•	•	•	•	•	•	•	•	•	•
<i>torquata</i> Drumm.	•	•	•	•	•	•	•	•	•	•	•	•	•	•	•	•	•	•	•	•	•	•
<i>trichophylla</i> Grev.	•	•	•	•	•	•	•	•	•	•	•	•	•	•	•	•	•	•	•	•	•	•
<i>triformis</i> Carestia & De Not.	•	•	•	•	•	•	•	•	•	•	•	•	•	•	•	•	•	•	•	•	•	•
<i>unicolor</i> Hook.	•	•	•	•	•	•	•	•	•	•	•	•	•	•	•	•	•	•	•	•	•	•
<i>Gymnobarbula</i> Jan Kučera (Pottiaceae) [45]	•	•	•	•	•	•	•	•	•	•	•	•	•	•	•	•	•	•	•	•	•	•
<i>bicolor</i> (Bruch & Schimp.) Jan Kučera	•	•	•	•	•	•	•	•	•	•	•	•	•	•	•	•	•	•	•	•	•	•
<i>Gymnostomum</i> Nees & Hornsch. (Pottiaceae)	•	•	•	•	•	•	•	•	•	•	•	•	•	•	•	•	•	•	•	•	•	•
<i>aeruginosum</i> Sm. var. <i>aeruginosum</i>	•	•	•	•	•	•	•	•	•	•	•	•	•	•	•	•	•	•	•	•	•	•
<i>calcareum</i> Nees & Hornsch. var. <i>calcareum</i>	•	•	•	•	•	•	•	•	•	•	•	•	•	•	•	•	•	•	•	•	•	•
<i>viridulum</i> Brid.	•	•	•	•	•	•	•	•	•	•	•	•	•	•	•	•	•	•	•	•	•	•
<i>Gyroweisia</i> Schimp. (Pottiaceae)	•	•	•	•	•	•	•	•	•	•	•	•	•	•	•	•	•	•	•	•	•	•
<i>reflexa</i> (Brid.) Schimp.	•	•	•	•	•	•	•	•	•	•	•	•	•	•	•	•	•	•	•	•	•	•
<i>tenuis</i> (Hedw.) Schimp.	•	•	•	•	•	•	•	•	•	•	•	•	•	•	•	•	•	•	•	•	•	•
<i>Habrodon</i> Schimp. (Habrodontaceae)	•	•	•	•	•	•	•	•	•	•	•	•	•	•	•	•	•	•	•	•	•	•
<i>perpusillus</i> (De Not.) Lindb.	•	•	•	•	•	•	•	•	•	•	•	•	•	•	•	•	•	•	•	•	•	•
<i>Hamatocaulis</i> Hedenäs (Scorpiaceae)	•	•	•	•	•	•	•	•	•	•	•	•	•	•	•	•	•	•	•	•	•	•
<i>vernicosus</i> (Mitt.) Hedenäs	•	•	•	•	•	•	•	•	•	•	•	•	•	•	•	•	•	•	•	•	•	•
<i>Haplocladium</i> (Müll.Hal.) Müll.Hal. (Thuidiaceae)	•	•	•	•	•	•	•	•	•	•	•	•	•	•	•	•	•	•	•	•	•	•
<i>angustifolium</i> (Hampe & Müll.Hal.) Broth.	•	•	•	•	•	•	•	•	•	•	•	•	•	•	•	•	•	•	•	•	•	•
<i>virginianum</i> (Brid.) Broth.	•	•	•	•	•	•	•	•	•	•	•	•	•	•	•	•	•	•	•	•	•	•
<i>ciliata</i> (Hedw.) P.Beauv.	•	•	•	•	•	•	•	•	•	•	•	•	•	•	•	•	•	•	•	•	•	•
<i>emodica</i> Hampe ex Müll.Hal.	•	•	•	•	•	•	•	•	•	•	•	•	•	•	•	•	•	•	•	•	•	•
<i>stellata</i> Hedenäs	•	•	•	•	•	•	•	•	•	•	•	•	•	•	•	•	•	•	•	•	•	•
<i>Helicodontium</i> Schwägr. (Brachytheciaceae)	•	•	•	•	•	•	•	•	•	•	•	•	•	•	•	•	•	•	•	•	•	•
<i>capillare</i> (Hedw.) A.Jaeger [75]	•	•	•	•	•	•	•	•	•	•	•	•	•	•	•	•	•	•	•	•	•	•
<i>Hennediella</i> Paris (Pottiaceae)	•	•	•	•	•	•	•	•	•	•	•	•	•	•	•	•	•	•	•	•	•	•
<i>heimii</i> (Hedw.) R.H.Zander var. <i>heimii</i>	•	•	•	•	•	•	•	•	•	•	•	•	•	•	•	•	•	•	•	•	•	•
<i>Herzogiella</i> Broth. (Plagiotheciaceae)	•	•	•	•	•	•	•	•	•	•	•	•	•	•	•	•	•	•	•	•	•	•
<i>seligeri</i> (Brid.) Z.Iwats.	•	•	•	•	•	•	•	•	•	•	•	•	•	•	•	•	•	•	•	•	•	•
<i>striatella</i> (Brid.) Z.Iwats.	•	•	•	•	•	•	•	•	•	•	•	•	•	•	•	•	•	•	•	•	•	•
<i>Heterocladella</i> Ignatov & Fedosov (Heterocladellaceae)	•	•	•	•	•	•	•	•	•	•	•	•	•	•	•	•	•	•	•	•	•	•
<i>dimorpha</i> (Brid.) Ignatov & Fedosov	•	•	•	•	•	•	•	•	•	•	•	•	•	•	•	•	•	•	•	•	•	•
<i>Heterocladium</i> Bruch & Schimp. (Lembophyllaceae)	•	•	•	•	•	•	•	•	•	•	•	•	•	•	•	•	•	•	•	•	•	•
<i>heteropterum</i> (Brid.) Schimp.	•	•	•	•	•	•	•	•	•	•	•	•	•	•	•	•	•	•	•	•	•	•
<i>Heterophyllum</i> (Schimp.) Kindb. (Pylaisiadelphaceae)	•	•	•	•	•	•	•	•	•	•	•	•	•	•	•	•	•	•	•	•	•	•
<i>nemorosum</i> (W.D.J.Koch ex Brid.) Kindb.	•	•	•	•	•	•	•	•	•	•	•	•	•	•	•	•	•	•	•	•	•	•
<i>Homalia</i> (Brid.) Bruch. & Schimp. (Neckeraceae)	•	•	•	•	•	•	•	•	•	•	•	•	•	•	•	•	•	•	•	•	•	•
<i>lusitanica</i> Schimp.	•	•	•	•	•	•	•	•	•	•	•	•	•	•	•	•	•	•	•	•	•	•
<i>trichomanoides</i> (Hedw.) Brid.	•	•	•	•	•	•	•	•	•	•	•	•	•	•	•	•	•	•	•	•	•	•
<i>Homalothecium</i> Schimp. (Brachytheciaceae)	•	•	•	•	•	•	•	•	•	•	•	•	•	•	•	•	•	•	•	•	•	•
<i>aureum</i> (Spruce) H.Rob.	•	•	•	•	•	•	•	•	•	•	•	•	•	•	•	•	•	•	•	•	•	•
<i>lutescens</i> (Hedw.) H.Rob. var. <i>lutescens</i>	•	•	•	•	•	•	•	•	•	•	•	•	•	•	•	•	•	•	•	•	•	•
var. <i>fallax</i> (H.Philip. ex Schimp.) Düll	•	•	•	•	•	•	•	•	•	•	•	•	•	•	•	•	•	•	•	•	•	•

(Continued)





Taxa	AOS	PIE	LOM	TRA	VEN	FRV	LIG	EMR	RSM	TUS	MAR	UMB	LAZ	SCV	ABR	MOL	CAM	PUG	BAS	CAL	SAR	SIC
<i>tamarisci</i> (Sw.) Brid. ex Müll.Hal. [80]	•																					
<i>Imbricarium</i> N.Pedersen (Bryaceae)	•																					
<i>alpinum</i> (Huds. ex With.) N.Pedersen	•																					
<i>mildeanum</i> (Jur.) J.R.Spence	•																					
<i>muehlenbeckii</i> (Bruch & Schimp.) N.Pedersen	•																					
<i>subapiculatum</i> (Hampe) D.Bell & Holyoak	•																					
<i>tenuisetum</i> (Limpr.) D.Bell & Holyoak	•																					
<i>Isopterygiopsis</i> Z.Iwats. (Plagiotheciaceae)																						
<i>muelleriana</i> (Schimp.) Z.Iwats.	•																					
<i>pulchella</i> (Hedw.) Z.Iwats.	•																					
<i>Isopterygium</i> Mitt. (Pylaisiadelphaceae)																						
<i>tenerum</i> (Sw.) Mitt.	•																					
<i>Isotrichum</i> Brid. (Lembophyllaceae)																						
<i>alopecurioides</i> (Lam. ex Dubois) Isov.	•																					
<i>interludens</i> Stirr. [81]	•																					
<i>myosuroides</i> Brid.	•																					
<i>Jochenia</i> Hedenäs, Schlesak & D.Quandt (Jocheniaceae)																						
<i>pallidescens</i> (Hedw.) Hedenäs, Schlesak & D.Quandt	•																					
<i>Klaeria</i> I.Hagen (Rhodobryaceae)																						
<i>blyttii</i> (Bruch & Schimp.) Broth.	•																					
<i>falcata</i> (Hedw.) I.Hagen	•																					
<i>starkei</i> (F.Weber & D.Mohr) I.Hagen	•																					
<i>Kindbergia</i> Ochyra (Brachytheciaceae)																						
<i>praelonga</i> (Hedw.) Ochyra	•																					
<i>Leptobarbula</i> Schimp. (Pottiaceae)																						
<i>berica</i> (De Not.) Schimp.	•																					
<i>Leptobryum</i> (Bruch & Schimp.) Wilson (Meesiaceae)																						
<i>pyriforme</i> (Hedw.) Wilson	•																					
<i>Leptodictyum</i> (Schimp.) Warnst. (Amblystegiaceae)																						
<i>riparium</i> (Hedw.) Warnst.	•																					
<i>Leptodon</i> D.Mohr (Neckeraceae)																						
<i>smithii</i> (Hedw.) F.Weber & D.Mohr	•																					
<i>Leptodontium</i> (Müll.Hal.) Hampe (Pottiaceae)																						
<i>styriacum</i> (Jur.) Limpr.	•																					
<i>Lescuraea</i> Bruch & Schimp. (Pseudoleskeaceae)																						
<i>incurvata</i> (Hedw.) E.Lawton	•																					
<i>mutabilis</i> (Brid.) Lindb. ex I.Hagen	•																					
<i>patens</i> Lindb.	•																					
<i>plicata</i> (Schleich. ex F.Weber & D.Mohr) Broth.	•																					
<i>radicosa</i> (Mitt.) Mönk.	•																					
<i>saviana</i> (De Not.) E.Lawton	•																					
<i>saxicola</i> (Schimp.) Molendo	•																					
<i>Leskea</i> Hedw. (Leskeaceae)																						
<i>polycarpa</i> Hedw.	•																					
<i>Leucobryum</i> Hampe (Leucobryaceae)																						
<i>glaucum</i> (Hedw.) Ångstr.	•																					
<i>juniperioidum</i> (Brid.) Müll.Hal.	•																					
<i>Leucodon</i> Schwägr. (Leucodontaceae)																						
<i>sciuroides</i> (Hedw.) Schwägr.	•																					
<i>Lewinskya</i> F.Lara, Garilleti & Goffinet (Orthotrichaceae)																						
<i>acuminata</i> (H.Philip.) F.Lara, Garilleti & Goffinet	•																					
<i>affinis</i> (Schrad. ex Brid.) F.Lara, Garilleti & Goffinet	•																					

(Continued)



Taxa	AOS	PIE	LOM	TRA	VEN	FRV	LIG	EMR	RSM	TUS	MAR	UMB	LAZ	SCV	ABR	MOL	CAM	PUG	BAS	CAL	SAR	SIC
<i>Oligotrichum</i> DC. (Polytrichaceae)																						
<i>hercynicum</i> (Hedw.) Lam. & DC.	•	•	•	•	•	•		•		•												
<i>Oncophorus</i> (Brid.) Brid. (Rhabdoweisiaceae)	•	•	•	•	•	•		•					+								•	•
<i>virens</i> (Hedw.) Brid.	•	•	•	•	•	•		•													•	•
<i>wahlenbergii</i> Brid.																						
Oreas Brid. (Rhabdoweisiaceae)																						
<i>martiana</i> (Hoppe & Hornsch.) Brid.		•	•	•	•	•																
Oreoweisia (Bruch & Schimp.) De Not. (Rhabdoweisiaceae)																						
<i>torquescens</i> (Hornsch. ex Brid.) Wijk & Margad.																						
Ortholimonium Dixon (Plagiotheciaceae)																						
<i>handeii</i> (Broth.) C.Schröck & J.T.Wynns [86]																						
Orthotrichum Bruch & Schimp. (Plagiotheciaceae)																						
<i>chryseon</i> (Schwägr.) Schimp.																						
<i>intricatum</i> (Hartm.) Schimp.																						
<i>rufescens</i> (Dicks. ex Brid.) Schimp.																						
<i>strictum</i> Lorentz																						
Orthotrichum Hedw. (Orthotrichaceae)																						
<i>alpestre</i> Bruch & Schimp.	•	•	•	•	•	•		•														•
<i>anomalum</i> Hedw.	•	•	•	•	•	•		•														•
<i>cupulatum</i> Brid. var. <i>cupulatum</i>	•	•	•	•	•	•		•														•
var. <i>fuscum</i> (Venturi) Boulay																						•
var. <i>riparium</i> Huebener																						•
<i>dentatum</i> T.Kiebachner & Lüth [87]																						•
<i>diaphanum</i> Brid.	•	•	•	•	•	•		•														•
<i>macrocephalum</i> FLara, Garilleti & Mazimpaka [88]																						•
<i>microcarpum</i> De Not.	•	•	•	•	•	•		•														•
<i>pallens</i> Bruch ex Brid.	•	•	•	•	•	•		•														•
<i>patens</i> Bruch ex Brid. [89]	•	•	•	•	•	•		•														•
<i>philiberti</i> Venturi																						•
<i>pulchellum</i> Brunt.	•	•	•	•	•	•		•														•
<i>pumilum</i> Sw. ex anon.	•	•	•	•	•	•		•														•
<i>rogeri</i> Brid.																						•
<i>scanicum</i> Grönvall																						•
<i>schimperii</i> Hammar																						•
<i>stellatum</i> Brid.																						•
<i>stramineum</i> Hornsch. ex Brid.	•	•	•	•	•	•		•														•
<i>tenellum</i> Bruch ex Brid.	•	•	•	•	•	•		•														•
<i>urnigerum</i> Myrin	•	•	•	•	•	•		•														•
Oxyrhygium (Schimp.) Warnst. (Brachytheciaceae)																						
<i>hians</i> (Hedw.) Loeske	•	•	•	•	•	•		•														•
<i>schleicheri</i> (R.Hedw.) Röll.	•	•	•	•	•	•		•														•
<i>speciosum</i> (Brid.) Warnst.	•	•	•	•	•	•		•														•
<i>Paludella</i> Brid. (Meesiaceae)																						
<i>squarrosa</i> (Hedw.) Brid.																						
<i>Palustriella</i> Ochrya (Amblystegiaceae)																						
<i>commutata</i> (Hedw.) Ochrya	•	•	•	•	•	•		•														•
<i>decipiens</i> (De Not.) Ochrya	•	•	•	•	•	•		•														•
<i>falcata</i> (Brid.) Hedenäs	•	•	•	•	•	•		•														•
<i>Paraleucobryum</i> (Limpr.) Loeske (Dicranaceae)																						
<i>enerve</i> (Thed.) Loeske	•	•	•	•	•	•		•														•
<i>longifolium</i> (Hedw.) Loeske	•	•	•	•	•	•		•														•
<i>sauteri</i> (Bruch & Schimp.) Loeske	•	•	•	•	•	•		•														•
<i>Philonotis</i> Brid. (Bartramiaceae)																						
<i>caespitosa</i> Jur.	•	•	•	•	•	•		•														•
<i>calcareo</i> (Bruch & Schimp.) Schimp.	•	•	•	•	•	•		•														•

(Continued)



Taxa	AOS	PIE	LOM	TRA	VEN	FRV	LIG	EMR	RSM	TUS	MAR	UMB	LAZ	SCV	ABR	MOL	CAM	PUG	BAS	CAL	SAR	SIC	
<i>Pogonatum</i> P.Beauv. (Polytrichaceae)																							
<i>aloides</i> (Hedw.) P.Beauv.																							
<i>nanum</i> (Hedw.) P.Beauv.																							
<i>umigerum</i> (Hedw.) P.Beauv.																							
<i>Pohlia</i> Hedw. (Mniaceae)																							
<i>andalusica</i> (Höhn.) Broth.																							
<i>andrewsii</i> A.J.Shaw																							
<i>annotina</i> (Hedw.) Lindb.																							
<i>atropurpurea</i> (Wahlenb.) H.L.Lindb.																							
<i>bulbifera</i> (Warnst.) Warnst.																							
<i>camptotrachela</i> (Renauld & Cardot) Broth. [92]																							
<i>cruda</i> (Hedw.) Lindb.																							
<i>drummondii</i> (Müll.Hal.) A.L.Andrews																							
<i>elongata</i> Hedw. var. <i>elongata</i>																							
var. <i>acuminata</i> (Hornsch.) Huebener																							
var. <i>greenii</i> (Brid.) A.J.Shaw																							
<i>filum</i> (Schimp.) Mårtensson																							
<i>flexuosa</i> Harv. var. <i>flexuosa</i> [93]																							
<i>lescuriana</i> (Sull.) Ochi																							
<i>longicolla</i> (Hedw.) Lindb.																							
<i>ludwigii</i> (Spreng. ex Schwägr.) Broth.																							
<i>lutescens</i> (Limpr.) H.L.Lindb.																							
<i>melanodon</i> (Brid.) A.J.Shaw																							
<i>nutans</i> (Hedw.) Lindb. subsp. <i>nutans</i>																							
<i>obtusifolia</i> (Vill. ex Brid.) L.F.Koch																							
<i>prolixa</i> (Kindb.) Lindb. ex Broth.																							
<i>sphagnicola</i> (Bruch & Schimp.) Broth. [94]																							
<i>vexans</i> (Limpr.) H.L.Lindb. [95]																							
<i>wahlenbergii</i> (F.Weber & D.Mohr) A.L.Andrews var. <i>wahlenbergii</i>																							
var. <i>calcareo</i> (Warnst.) E.F.Warb.																							
var. <i>glacialis</i> (Brid.) E.F.Warb.																							
<i>Polytrichastrum</i> G.L.Sm. (Polytrichaceae)																							
<i>alpinum</i> (Hedw.) G.L.Sm.																							
<i>septentrionale</i> (Brid.) E.I.Ivanova, N.E.Bell & Ignatov																							
<i>sexangulare</i> (Brid.) G.L.Sm.																							
<i>Polytrichum</i> Hedw. (Polytrichaceae)																							
<i>commune</i> Hedw.																							
<i>formosum</i> Hedw.																							
<i>juniperinum</i> Hedw.																							
<i>longisetum</i> Sw. ex Brid.																							
<i>pallidisetum</i> Funck																							
<i>perigoniale</i> Michx.																							
<i>pilliferum</i> Hedw.																							
<i>strictum</i> Menzies ex Brid.																							
<i>swartzii</i> Hartm. [96]																							
<i>Pottiopsis</i> Blockeel & A.J.E.Sm. (Pottiaceae)																							
<i>caespitosa</i> (Brid.) Blockeel & A.J.E.Sm.																							
<i>Pseudanomodon</i> (Limpr.) Ignatov & Fedosov (Neckeraceae)																							
<i>attenuatus</i> (Hedw.) Ignatov & Fedosov																							
<i>Pseudephemerum</i> (Lindb.) I.Hagen (Ditrichaceae)																							
<i>nitidum</i> (Hedw.) Loeske																							
<i>Pseudoamblystegium</i> Vanderp. & Hedenäs (Amblystegiaceae)																							

(Continued)



Taxa	AOS	PIE	LOM	TRA	VEN	FRV	LIG	EMR	RSM	TUS	MAR	UMB	LAZ	SCV	ABR	MOL	CAM	PUG	BAS	CAL	SAR	SIC
<i>intermedium</i> (Brid.) J.R.Spence	•	•	+	•	•	•	•	•	•	•	•	•	•	•	•	•	•	•	•	•	•	•
<i>kunzei</i> (Hornsch.) J.R.Spence	•	•	•	•	•	•	•	•	•	•	•	•	•	•	•	•	•	•	•	•	•	•
<i>moravicum</i> (Podp.) Ros & Mazimpaka	•	•	•	•	•	•	•	•	•	•	•	•	•	•	•	•	•	•	•	•	•	•
<i>pallens</i> (Sw. ex anon.) J.R.Spence	•	•	•	•	•	•	•	•	•	•	•	•	•	•	•	•	•	•	•	•	•	•
<i>pallescens</i> (Schleich. ex Schwägr.) J.R.Spence	•	•	•	•	•	•	•	•	•	•	•	•	•	•	•	•	•	•	•	•	•	•
<i>pseudotriquetrum</i> (Hedw.) J.R.Spence & H.P.Ramsay var. <i>pseudotriquetrum</i>	•	•	•	•	•	•	•	•	•	•	•	•	•	•	•	•	•	•	•	•	•	•
var. <i>bimum</i> (Schreb.) Holyoak & N.Pedersen	•	•	•	•	•	•	•	•	•	•	•	•	•	•	•	•	•	•	•	•	•	•
<i>rubens</i> (Mitt.) Holyoak & N.Pedersen	•	•	•	•	•	•	•	•	•	•	•	•	•	•	•	•	•	•	•	•	•	•
<i>schleicheri</i> (DC.) J.R.Spence ex D.Bell & Holyoak var. <i>schleicheri</i>	•	•	•	•	•	•	•	•	•	•	•	•	•	•	•	•	•	•	•	•	•	•
<i>torquescens</i> (Bruch & Schimp.) Ros & Mazimpaka	•	•	•	•	•	•	•	•	•	•	•	•	•	•	•	•	•	•	•	•	•	•
<i>turbinatum</i> (Hedw.) J.R.Spence	•	•	•	•	•	•	•	•	•	•	•	•	•	•	•	•	•	•	•	•	•	•
<i>weigeli</i> (Biehler) J.R.Spence	•	•	•	•	•	•	•	•	•	•	•	•	+	•	•	•	•	•	•	•	•	•
<i>zieri</i> (Hedw.) Holyoak & N.Pedersen	•	•	•	•	•	•	•	•	•	•	•	•	•	•	•	•	•	•	•	•	•	•
<i>Pulvifera</i> Plášek, Sawicki & Ochyra (Orthotrichaceae)	•	•	•	•	•	•	•	•	•	•	•	•	•	•	•	•	•	•	•	•	•	•
<i>lyellii</i> (Hook. & Taylor) Plášek, Sawicki & Ochyra	•	•	•	•	•	•	•	•	•	•	•	•	•	•	•	•	•	•	•	•	•	•
<i>Pylaisia</i> Schimp. (Pylaisiaceae)	•	•	•	•	•	•	•	•	•	•	•	•	•	•	•	•	•	•	•	•	•	•
<i>polyantha</i> (Hedw.) Schimp.	•	•	•	•	•	•	•	•	•	•	•	•	•	•	•	•	•	•	•	•	•	•
<i>Pyramidula</i> Brid. (Funariaceae)	•	•	•	•	•	•	•	•	•	•	•	•	•	•	•	•	•	•	•	•	•	•
<i>tetragona</i> (Brid.) Brid.	•	•	•	•	•	•	•	•	•	•	•	•	•	•	•	•	•	•	•	•	•	•
<i>Racomitrium</i> Brid. (Grimmiaceae)	•	•	•	•	•	•	•	•	•	•	•	•	•	•	•	•	•	•	•	•	•	•
<i>aciculare</i> (Hedw.) Brid.	•	•	•	•	•	•	•	•	•	•	•	•	•	•	•	•	•	•	•	•	•	•
<i>affine</i> (F.Weber & D.Mohr) Lindb.	•	•	•	•	•	•	•	•	•	•	•	•	•	•	•	•	•	•	•	•	•	•
<i>aquatium</i> (Brid. ex Schrad.) Brid.	•	•	•	•	•	•	•	•	•	•	•	•	•	•	•	•	•	•	•	•	•	•
<i>canescens</i> (Hedw.) Brid. subsp. <i>canescens</i>	•	•	•	•	•	•	•	•	•	•	•	•	•	•	•	•	•	•	•	•	•	•
<i>elongatum</i> Ehrh. ex Frisvoll	•	•	•	•	•	•	•	•	•	•	•	•	•	•	•	•	•	•	•	•	•	•
<i>ericoides</i> (Brid.) Brid.	•	•	•	•	•	•	•	•	•	•	•	•	•	•	•	•	•	•	•	•	•	•
<i>fasciculare</i> (Hedw.) Brid.	•	•	•	•	•	•	•	•	•	•	•	•	•	•	•	•	•	•	•	•	•	•
<i>heterostichum</i> (Hedw.) Brid.	•	•	•	•	•	•	•	•	•	•	•	•	•	•	•	•	•	•	•	•	•	•
<i>lanuginosum</i> (Hedw.) Brid.	•	•	•	•	•	•	•	•	•	•	•	•	•	•	•	•	•	•	•	•	•	•
<i>macounii</i> Kindb. subsp. <i>macounii</i>	•	•	•	•	•	•	•	•	•	•	•	•	•	•	•	•	•	•	•	•	•	•
subsp. <i>alpinum</i> (E.Lawton) Frisvoll	•	•	•	•	•	•	•	•	•	•	•	•	•	•	•	•	•	•	•	•	•	•
<i>microcarpon</i> (Hedw.) Brid.	•	•	•	•	•	•	•	•	•	•	•	•	•	•	•	•	•	•	•	•	•	•
<i>obtusum</i> (Brid.) Brid. [100]	•	•	•	•	•	•	•	•	•	•	•	•	•	•	•	•	•	•	•	•	•	•
<i>sudeticum</i> (Fueck) Bruch & Schimp.	•	•	•	•	•	•	•	•	•	•	•	•	+	•	•	•	•	•	•	•	•	•
<i>Rhabdoweisia</i> Bruch & Schimp. (Rhabdoweisiaceae)	•	•	•	•	•	•	•	•	•	•	•	•	•	•	•	•	•	•	•	•	•	•
<i>crenulata</i> (Mitt.) H.Jameson [101]	•	•	•	•	•	•	•	•	•	•	•	•	•	•	•	•	•	•	•	•	•	•
<i>crispata</i> (Dicks.) Lindb.	•	•	•	•	•	•	•	•	•	•	•	•	•	•	•	•	•	•	•	•	•	•
<i>fugax</i> (Hedw.) Bruch & Schimp.	•	•	•	•	•	•	•	•	•	•	•	•	•	•	•	•	•	•	•	•	•	•
<i>Rhizomnium</i> (Broth.) T.J.Kop. (Mniaceae)	•	•	•	•	•	•	•	•	•	•	•	•	•	•	•	•	•	•	•	•	•	•
<i>magnifolium</i> (Horik.) T.J.Kop.	•	•	•	•	•	•	•	•	•	•	•	•	•	•	•	•	•	•	•	•	•	•
<i>pseudopunctatum</i> (Bruch & Schimp.) T.J.Kop.	•	•	•	•	•	•	•	•	•	•	•	•	•	•	•	•	•	•	•	•	•	•
<i>punctatum</i> (Hedw.) T.J.Kop. var. <i>punctatum</i>	•	•	•	•	•	•	•	•	•	•	•	•	•	•	•	•	•	•	•	•	•	•
<i>Rhodobryum</i> (Schimp.) Limpr. (Bryaceae)	•	•	•	•	•	•	•	•	•	•	•	•	•	•	•	•	•	•	•	•	•	•
ontariense (Kindb.) Kindb.	•	•	•	•	•	•	•	•	•	•	•	•	•	•	•	•	•	•	•	•	•	•
<i>roseum</i> (Hedw.) Limpr.	•	•	•	•	•	•	•	•	•	•	•	•	•	•	•	•	•	•	•	•	•	•
<i>Rhynchosegiella</i> (Schimp.) Limpr. (Brachytheciaceae)	•	•	•	•	•	•	•	•	•	•	•	•	•	•	•	•	•	•	•	•	•	•
<i>curviseta</i> (Brid.) Lindb.	•	•	•	•	•	•	•	•	•	•	•	•	•	•	•	•	•	•	•	•	•	•
<i>litorea</i> (De Not.) Limpr.	•	•	•	•	•	•	•	•	•	•	•	•	•	•	•	•	•	•	•	•	•	•
<i>tenella</i> (Dicks.) Limpr.	•	•	•	•	•	•	•	•	•	•	•	•	•	•	•	•	•	•	•	•	•	•
<i>teneriffae</i> (Mont.) Dirke & Bouman	•	•	•	•	•	•	•	•	•	•	•	•	•	•	•	•	•	•	•	•	•	•
<i>Rhynchoszegium</i> Bruch & Schimp. (Brachytheciaceae)	•	•	•	•	•	•	•	•	•	•	•	•	•	•	•	•	•	•	•	•	•	•
<i>confertum</i> (Dicks.) Schimp.	•	•	•	•	•	•	•	•	•	•	•	•	•	•	•	•	•	•	•	•	•	•
<i>megapolitanum</i> (Blandow ex F.Weber & D.Mohr) Schimp.	•	•	•	•	•	•	•	•	•	•	•	•	•	•	•	•	•	•	•	•	•	•
<i>murale</i> (Hedw.) Schimp.	•	•	•	•	•	•	•	•	•	•	•	•	•	•	•	•	•	•	•	•	•	•

(Continued)





Taxa	AOS	PIE	LOM	TRA	VEN	FRV	LIG	EMR	RSM	TUS	MAR	UMB	LAZ	SCV	ABR	MOL	CAM	PUG	BAS	CAL	SAR	SIC
<i>plumosum</i> (Hedw.) Ignatov & Huttunen	•	•	•	•	•	•	•	•	•	•	•	•	•	•	•	•	•	•	•	•	•	•
<i>populeum</i> (Hedw.) Ignatov & Huttunen	•	•	•	•	•	•	•	•	•	•	•	•	•	•	•	•	•	•	•	•	•	•
<i>reflexum</i> (Stärke) Ignatov & Huttunen	•	•	•	•	•	•	•	•	•	•	•	•	•	•	•	•	•	•	•	•	•	•
<i>starkei</i> (Brid.) Ignatov & Huttunen	•	•	•	•	•	•	•	•	•	•	•	•	•	•	•	•	•	•	•	•	•	•
<i>trismoense</i> (Kaurin & Arnell) Draper & Hedenäs [111]	•	•	•	•	•	•	•	•	•	•	•	•	•	•	•	•	•	•	•	•	•	•
<i>Scleropodium</i> Bruch & Schimp. (Brachytheciaceae)																						
<i>cespitans</i> (Wilson ex Müll.Hal.) L.F.Koch	•	•	•	•	•	•	•	•	•	•	•	•	•	•	•	•	•	•	•	•	•	•
<i>touretii</i> (Brid.) L.F.Koch	•	•	•	•	•	•	•	•	•	•	•	•	•	•	•	•	•	•	•	•	•	•
<i>Scopelophila</i> (Mitt.) Lindb. (Pottiaceae)																						
<i>ligulata</i> (Spruce) Spruce	•	•	•	•	•	•	•	•	•	•	•	•	•	•	•	•	•	•	•	•	•	•
<i>Scorpidium</i> (Schimp.) Limpr. (Scorpidiaceae)																						
<i>cossonii</i> (Schimp.) Hedenäs	•	•	•	•	•	•	•	•	•	•	•	•	•	•	•	•	•	•	•	•	•	•
<i>revolvens</i> (Sw. ex anon.) Rubers	•	•	•	•	•	•	•	•	•	•	•	•	•	•	•	•	•	•	•	•	•	•
<i>scorpioides</i> (Hedw.) Limpr.	•	•	•	•	•	•	•	•	•	•	•	•	•	•	•	•	•	•	•	•	•	•
<i>Scorpiurium</i> Schimp. (Brachytheciaceae)																						
<i>circinatum</i> (Bruch) M.Fleisch. & Loeske	•	•	•	•	•	•	•	•	•	•	•	•	•	•	•	•	•	•	•	•	•	•
<i>deflexifolium</i> (Solms) M.Fleisch. & Loeske	•	•	•	•	•	•	•	•	•	•	•	•	•	•	•	•	•	•	•	•	•	•
<i>sendtneri</i> (Schimp.) M.Fleisch.	•	•	•	•	•	•	•	•	•	•	•	•	•	•	•	•	•	•	•	•	•	•
<i>Seligeria</i> Bruch & Schimp. (Seligeriaceae)																						
<i>acutifolia</i> Lindb.	•	•	•	•	•	•	•	•	•	•	•	•	•	•	•	•	•	•	•	•	•	•
<i>brevifolia</i> (Lindb.) Lindb. [112]	•	•	•	•	•	•	•	•	•	•	•	•	•	•	•	•	•	•	•	•	•	•
<i>calcareae</i> (Hedw.) Bruch & Schimp.	•	•	•	•	•	•	•	•	•	•	•	•	•	•	•	•	•	•	•	•	•	•
<i>calycina</i> Mitt. ex Lindb.	•	•	•	•	•	•	•	•	•	•	•	•	•	•	•	•	•	•	•	•	•	•
<i>donniana</i> (Sm.) Müll.Hal.	•	•	•	•	•	•	•	•	•	•	•	•	•	•	•	•	•	•	•	•	•	•
<i>irrigata</i> (H.K.G.Paul) Ochyra & Gos [113]	•	•	•	•	•	•	•	•	•	•	•	•	•	•	•	•	•	•	•	•	•	•
<i>pusilla</i> (Hedw.) Bruch & Schimp.	•	•	•	•	•	•	•	•	•	•	•	•	•	•	•	•	•	•	•	•	•	•
<i>trifaria</i> (Brid.) Lindb. var. <i>trifaria</i>	•	•	•	•	•	•	•	•	•	•	•	•	•	•	•	•	•	•	•	•	•	•
<i>Sematophyllum</i> Mitt. (Sematophyllaceae)																						
<i>adinatum</i> (Michx.) E.Britton	•	•	•	•	•	•	•	•	•	•	•	•	•	•	•	•	•	•	•	•	•	•
<i>demissum</i> (Wilson) Mitt.	•	•	•	•	•	•	•	•	•	•	•	•	•	•	•	•	•	•	•	•	•	•
<i>substrumulosum</i> (Hampe) E.Britton	•	•	•	•	•	•	•	•	•	•	•	•	•	•	•	•	•	•	•	•	•	•
<i>Serpoteskea</i> (Limpr.) Loeske (Amblystegiaceae)																						
<i>confervoides</i> (Brid.) Schimp.	•	•	•	•	•	•	•	•	•	•	•	•	•	•	•	•	•	•	•	•	•	•
<i>Sphagnum</i> L. (Sphagnaceae)																						
<i>affine</i> Renauld & Cardot	•	•	•	•	•	•	•	•	•	•	•	•	•	•	•	•	•	•	•	•	•	•
<i>angustifolium</i> (C.E.O.Jensen ex Russow) C.E.O.Jensen	•	•	•	•	•	•	•	•	•	•	•	•	•	•	•	•	•	•	•	•	•	•
<i>auriculatum</i> Schimp.	•	•	•	•	•	•	•	•	•	•	•	•	•	•	•	•	•	•	•	•	•	•
<i>balticum</i> (Russow) C.E.O.Jensen [114]	•	•	•	•	•	•	•	•	•	•	•	•	•	•	•	•	•	•	•	•	•	•
<i>capillifolium</i> (Ehrh.) Hedw.	•	•	•	•	•	•	•	•	•	•	•	•	•	•	•	•	•	•	•	•	•	•
<i>centrale</i> C.E.O.Jensen	•	•	•	•	•	•	•	•	•	•	•	•	•	•	•	•	•	•	•	•	•	•
<i>compactum</i> Lam. & DC.	•	•	•	•	•	•	•	•	•	•	•	•	•	•	•	•	•	•	•	•	•	•
<i>contortum</i> Schultz	•	•	•	•	•	•	•	•	•	•	•	•	•	•	•	•	•	•	•	•	•	•
<i>cuspidatum</i> Ehrh. ex Hoffm. var. <i>cuspidatum</i>	•	•	•	•	•	•	•	•	•	•	•	•	•	•	•	•	•	•	•	•	•	•
<i>divinum</i> Flatberg & Hassel	•	•	•	•	•	•	•	•	•	•	•	•	•	•	•	•	•	•	•	•	•	•
<i>fallax</i> (H.Klinggr.) H.Klinggr. var. <i>fallax</i>	•	•	•	•	•	•	•	•	•	•	•	•	•	•	•	•	•	•	•	•	•	•
<i>fimbriatum</i> Wilson	•	•	•	•	•	•	•	•	•	•	•	•	•	•	•	•	•	•	•	•	•	•
<i>flexuosum</i> Dozy & Molk.	•	•	•	•	•	•	•	•	•	•	•	•	•	•	•	•	•	•	•	•	•	•
<i>fuscum</i> (Schimp.) H.Klinggr.	•	•	•	•	•	•	•	•	•	•	•	•	•	•	•	•	•	•	•	•	•	•
<i>gilgensohnii</i> Russow	•	•	•	•	•	•	•	•	•	•	•	•	•	•	•	•	•	•	•	•	•	•
<i>inundatum</i> Russow	•	•	•	•	•	•	•	•	•	•	•	•	•	•	•	•	•	•	•	•	•	•
<i>magellanicum</i> Brid. [115]	•	•	•	•	•	•	•	•	•	•	•	•	•	•	•	•	•	•	•	•	•	•
<i>majus</i> (Russow) C.E.O.Jensen var. <i>majus</i>	•	•	•	•	•	•	•	•	•	•	•	•	•	•	•	•	•	•	•	•	•	•
<i>medium</i> Limpr.	•	•	•	•	•	•	•	•	•	•	•	•	•	•	•	•	•	•	•	•	•	•
<i>molle</i> Sull.	•	•	•	•	•	•	•	•	•	•	•	•	•	•	•	•	•	•	•	•	•	•
<i>obtusum</i> Warnst.	•	•	•	•	•	•	•	•	•	•	•	•	•	•	•	•	•	•	•	•	•	•

(Continued)



Taxa	AOS	PIE	LOM	TRA	VEN	FRV	LIG	EMR	RSM	TUS	MAR	UMB	LAZ	SCV	ABR	MOL	CAM	PUG	BAS	CAL	SAR	SIC
<i>hornsuschii</i> (Grev. & Arn.) Broth. [122]				o																		
<i>lingulata</i> (Dicks.) Lindb.	•	•	•	•	•	•																
<i>serrata</i> (Hedw.) Bruch & Schimp.		o	o	•	•	•																
<i>splachnoides</i> (Schleich. ex Schwägr.) Hook.		o	o	•	o																	
<i>tenuis</i> (Dicks.) Schimp.		o	o	•	o																	
<i>Tetraphis</i> Hedw. (Tetraphidaceae)																						
<i>pellucida</i> Hedw.	•	•	•	•	•	•		o		•												
<i>Tetraplodon</i> Bruch & Schimp. (Splachnaceae)																						
<i>angustatus</i> (Hedw.) Bruch & Schimp.		o	•	•	•			o														
<i>mioides</i> (Hedw.) Bruch & Schimp.		+	•	•	•																	
<i>urceolatus</i> (Hedw.) Bruch & Schimp.		o	o	o																		
<i>Thamnobryum</i> Nieuwl. (Neckeraceae)																						
<i>alopecurum</i> (Hedw.) Gangulee	o	•	•	•	•	•		•	o													
<i>angustifolium</i> (Holt) Nieuwl. [123]		•																				
<i>neckeroides</i> (Hook.) E.Lawton [124]																						
<i>Thuidium</i> Bruch & Schimp. (Thuidiaceae)																						
<i>assimile</i> (Mitt.) A.Jaeger	•	•	•	•	•	•		•	o													
<i>delicatulum</i> (Hedw.) Schimp.	•	•	•	•	•	•	o	•	•	•	•	•	•	•	•	•	•	•	•	•	•	•
<i>recognitum</i> (Hedw.) Lindb.	•	•	•	•	•	•		•	•	•	•	•	•	•	•	•	•	•	•	•	•	•
<i>tamariscinum</i> (Hedw.) Schimp.	o	•	•	•	•	•		•	•	•	•	•	•	•	•	•	•	•	•	•	•	•
<i>Timmia</i> Hedw. (Timmiaceae)																						
<i>austriaca</i> Hedw.	•	•	o	•	•	•		o		•												
<i>bavarica</i> Hessi.	•	•	o	•	•	•		o														•
<i>megapolitana</i> Hedw. [125]	o																					
<i>norvegica</i> J.E.Zetterst.	•	•	o	•	•	•																
<i>Timmiella</i> (De Not.) Limpr. (Timmeliaceae)																						
<i>anomala</i> (Bruch & Schimp.) Limpr.		o	•	•	o			•	o													
<i>barbuloides</i> (Brid.) Mönk.		o	o																			
<i>flexiseta</i> (Bruch) Limpr.																						
<i>Tomentypnum</i> Loeske (Amblystegiaceae)																						
<i>nitens</i> (Hedw.) Loeske	•	•	•	•	•	•		•	•													
<i>Tortella</i> (Müll.Hal.) Limpr. (Pottiaceae)																						
<i>alpicola</i> Dixon [126]				•	•																	
<i>densa</i> (Lorentz & Molendo) Crundw. & Nyholm	•	•	•	•	•	•		•	•	•	•	•	•	•	•	•	•	•	•	•	•	•
<i>flavovirens</i> (Bruch) Broth. var. <i>flavovirens</i>				o	•	•		•	•	•	•	•	•	•	•	•	•	•	•	•	•	•
var. <i>papillosissima</i> Sérgio & Casas																						
<i>fragilis</i> (Drumm.) Limpr.	•	•	o	•	•	•		o														
<i>humilis</i> (Hedw.) Jenn.		o	o	•	•	•		•	•	•	•	•	•	•	•	•	•	•	•	•	•	•
<i>inclinata</i> (R.Hedw.) Limpr.	•	•	o	•	•	•		o														
<i>inflexa</i> (Bruch) Broth.																						
<i>mediterranea</i> Köckinger, Lüth, O.Werner & Ros [127]																						
<i>nitida</i> (Lindb.) Broth.	•	•	•	•	•	•		•	•	•	•	•	•	•	•	•	•	•	•	•	•	•
<i>squarrosa</i> (Brid.) Limpr.	o	•	•	•	•	•		o	•	•	•	•	•	•	•	•	•	•	•	•	•	•
<i>tortuosa</i> (Hedw.) Limpr.	•	•	•	•	•	•		o	•	•	•	•	•	•	•	•	•	•	•	•	•	•
<i>Tortula</i> Hedw. (Pottiaceae)																						
<i>acaulon</i> (With.) R.H.Zander var. <i>acaulon</i>		•	o	•	•	•		o	•	•	•	•	•	•	•	•	•	•	•	•	•	•
var. <i>pilifera</i> (Hedw.) R.H.Zander		o	o	•	•	•		•	o													
var. <i>schreberiana</i> (Dicks.) R.H.Zander	o	•	o	•	•	•		•	•	•	•	•	•	•	•	•	•	•	•	•	•	•
<i>atrovirens</i> (Sm.) Lindb.																						
<i>bolanderi</i> (Lesq. & James) M.Howe																						
<i>brevissima</i> Schiffn.																						
<i>canescens</i> Mont.																						
<i>caucasica</i> Broth.	o	•	•	•	•	•		•	•	•	•	•	•	•	•	•	•	•	•	•	•	•
<i>cernua</i> (Huebener) Lindb.																						
<i>cuneifolia</i> (Dicks.) Turner	•	o	o	•	•	•		•	•	•	•	•	•	•	•	•	•	•	•	•	•	•

(Continued)





## Disclosure statement

No potential conflict of interest was reported by the author(s).

## Annotations

### Hornworts and liverworts

1. The report from TRA refers to a specimen gathered by Wolfskeel (July, 1993) at the Picco di Vallandro (Dürrensteinhütte, Bolzano) (*det.* R.S. and J.V., 1994).
2. Only reported by Cortini Pedrotti (1980) (*sub F. mandonii*) from the Island of Montecristo (TUS). *A. caucasicus* Steph. 1914 and *A. mandonii* Steph. 1916 are conspecific, as has been shown by Sérgio (1987).
3. The revision by R.S. and J.V. of herbarium specimens [VER] gathered by Carestia at Lake Combal (Courmayeur, Aosta, 21 July, 1885) confirmed its presence in AOS. Given the lack of herbarium specimens, the reports from TRA and FRV are considered dubious.
4. The report from SAR by Bischler and Jovet-Ast (1971–1972) refers to a herbarium specimen [PC] collected by De Notaris and identified as *Marchantia commutata* (= *Preissia quadrata*).
5. The report from SAR by Moris (1829), lacking confirmation by herbarium specimens, is considered uncertain by Bischler and Jovet-Ast (1971–1972). The herbarium specimens from VEN (Colli Euganei) and UMB (Trasimeno Lake) correspond to *Calypogeia fissa*; those from VEN (M. Baldo) and PIE (Riva Valsesia) correspond to *C. neesiana*. Herbarium specimens from TUS reviewed to date correspond to *C. fissa* and *C. neesiana*. Reports from LIG, EMR, LAZ and CAM [*sub C. trichomanis*] are considered dubious.
6. The report by Cappelletti (1927) from PIE (Val Maira) is confirmed neither by Zodda (1934) nor by Müller (1951–1958) and is considered dubious given the species' ecology.
7. In Italy the species was wrongly reported in the past from PIE (*leg.* Cesati 1857, along the Sesia River near Vercelli) and TUS (*leg.* Sommier 19 February, 1901, Elba Island, FI; *leg.* Levier 1885, "Firenze La Concezione", VER), but after a revision of herbarium specimens these reports were referred to *Cephaloziella calyculata* (Aleffi et al. 2008). Therefore, the discovery of *C. integerrima* in LOM (Gavia Pass) (Tacchi et al. 2014) is the first confirmed for Italy.
8. Ligrone and Duckett (2005) have reported the finding of a population of *Cyathodium foetidissimum* Schiffn. in the Ferriere Valley, near Amalfi (CAM).
9. The specimen, gathered by Rossetti in 1891 at the Forno Volasco (Apuan Alps, TUS), and identified as *Diplophyllum obtusifolium*, then later revised by Massalongo as *D. taxifolium*, corresponds to *D. obtusatum* (*rev.* R.S. 1991, *conf.* J.V. 1991).
10. *Fossombronia maritima* was recently found in CAM (ancient city of Pompei) during the excursion of the British Bryological Society (Preston and Blockeel 2006).
11. *Fossombronia mittenii* was recently found (*sub F. crozalsii*) on the Island of Linosa (Pelagian Islands, SIC) associated with *Exormotheca pustulosa* (Carratello and Aleffi 1999). The specimen from TUS (Canale di Renara nel fosso della Canala; Torrente di Antona) by Ferrarini and Marchetti (1983) corresponds to *F. angulosa*.
12. Stephani (1911) reports *Frullania calcarifera* generically for Northern Italy. *F. calcarifera* was placed in synonymy of *F. tamarisci* by Hattori (1972) but shown to be a species separate from it by Heinrichs et al. (2010) and Vilnet et al. (2014).
13. Only reported from TRA (in the environs of Merano) collected by Schiffner in 1899 and by Schwab in 1976. *Frullania inflata* Gottsche as treated in Söderström et al. (2016) is a species complex. *F. inflata s.str.* is confined to North America and reports from Europe belongs to the segregate *F. cleistostoma* (Mamontov et al. 2018).
14. Only reported from LOM by Giacomini (1938b). Konstantinova et al. (2009) considered *Pleurocladula islandica* (Nees) Grolle to be a synonym of *P. albescens* (Hook.) Grolle, but we follow Söderström et al. (2002) and maintain it at the rank of variety. This variety is found from Greenland and Baffin Island to Quebec. It is also in northern Europe south to Switzerland. According to Söderström et al. (2016) there are doubts about the value of the taxon.
15. Only reported by Aleffi et al. (2004) from PIE (Stura di Demonte Valley, Western Alps).
16. *Gymnocolea inflata* subsp. *acutiloba* is a problematic taxon that sometimes has been treated as conspecific with *G. inflata*, sometimes as a separate species. According to Söderström et al. (2016) there are doubts about the value of the taxon.
17. Only reported from PIE (Riva Valsesia, Alpe Rizzolo at Lago Bianco) by Massalongo and Carestia (1882) (*conf.* J.V., 1993).
18. Only reported by Schäfer-Verwimp et al. (2021) from TRA (Ötztaler Alpen, Tisenberg, Schnals). The herbarium specimen [TO] from LOM (*leg.* Davies, 1903 or 1893, Santa Caterina at the feet of Mt. Sobretta) corresponds to *G. concinnatum* (*rev.* R.S. and J.V., 1994).
19. Only reported from TRA (Val Passiria) by Düll (1991) and South Tirol by Spitale et al. (2015).
20. According to Söderström et al. (2016) there are doubts about the value of the taxon.
21. The report from AOS (Valsavarenche, Pian de la Pesse) by Buffa and Miserere (2004) corresponds to *Barbilophozia sudetica*. The report from SAR (Aritzo) by Moris (1829), not being confirmed by herbarium specimens, is considered uncertain by Bischler and Jovet-Ast (1971–1972).
22. Only reported for Italy by Brusa and Hugonnot (Acquafredda, Lenno, Tremezzina, Province of Lecco, LOM; *leg.* Brusa, 6 February, 2019) (Ellis et al. 2019).
23. According to Söderström et al. (2016), there are doubts about the value of the taxon.

24. According to Söderström et al. (2016), there are doubts about the value of the taxon.
25. Only reported by Jack (1898) from TRA (Merano).
26. Only reported by Rossetti (1888) from TUS (Miniere del Bottino near Serravezza) (see Cortini Pedrotti et al. 1991).
27. Only reported by Müller (1906–1916) from TRA (Lago di Braies “am kleinen See”, 1906 v. Degen, det. Schiffner).
28. Only reported by Jones (1969) from TRA (Passo di Costalunga). The report from AOS (Valsavarenche, Pian de la Pesse) by Buffa and Miserere (2004) corresponds to *Lophozia sudetica*. Probably overlooked.
29. Only reported from LOM (Rile Tenore Olona Park, Gornate Olona, VA) by Brusa (2020a). The report from TRA by Düll (1983) (*sub P. laevis* subsp. *carolinianus*) is excluded by the author (*in litt.*, 1993).
30. Only reported by Cortini Pedrotti et al. (1991) from TUS (Apuan Alps). As Heinrichs, Grolle and Drehwald (1998) have pointed out, the neotropical *P. bifaria* and the European *P. killarniensis* are conspecific.
31. Aleffi et al. (2004) have conducted some searches in the two localities of *Radula visianica*: on the Colli Euganei in VEN (Massalongo 1904) and in the Bosco Welsperg (Fiera di Primiero, Val Cismòn) in TRA (Gerola 1938). These searches did not reveal the species again. However the species has recently been found in Austria by Köckinger (2016). The *Holotypus* of *Radula visianica* [“nei Colli Euganei «prov. di Padova» al mt. Sengiari (sulla terra o sul tronco degli alberi?) sopra Torreglia, non lungi dal luogo dove trovasi la villa che un giorno possedeva il defunto professore R. De Visiani; 23 febbraio 1878”; conf. R.S., 1994] is preserved in the Massalongo Herbarium of the Civic Museum of Natural History in Verona [VER].
32. The report from SIC (Palermo Botanical Gardens) by Dia and Aiello (1992) corresponds to *R. palmata* (rev. R.S., 1994).
33. Only reported by Düll (1968) from FRV (Tagliamento River near Latisana, Udine).
34. Only reported by Baudoin et al. (1984) from SIC (Pachino).
35. Only reported by Ellis et al. (2018a) from SAR (Pauli Murtas, Oristano; leg. R.Becker, det. Th.Homm, 10 July, 2017).
36. Reported by Müller (1901) for VEN (Revolto, Verona: leg. Massalongo, 21 September, 1878 “ad truncos emarcidos Pini piceae, prope Revolto”, VER; conf. R.G., 1975) and by Massalongo (1902) for VEN (Revolto, Verona) and confirmed by Grolle (conf. R.G., 1975). This rare species has been found in abundance in the Gran Paradiso National Park (AOS) (Schumacker et al. 1999).
37. Only reported by Schumacker et al. (1999) from AOS (Gran Paradiso National Park: Urtier Valley, Lago Ponton, 2600 m a.s.l.).
38. Only reported from AOS (Gran Paradiso National Park: Eaux-Rouges Valley, 2375–2630 m a.s.l.) by Schumacker et al. (1999).
39. Only reported from AOS (Gran Paradiso National Park: Cogne and Valeille Valley, environs of Lillaz, 1700 m a.s.l.; Urtier Valley, Alpe Broillot, 2400 m a.s.l.) and PIE (Gran Paradiso National Park: Orco Valley, Chiapili di sotto, 1700 m a.s.l.; Piantonetto Valley, Lago di Teleccio, 1950 m a.s.l.) by Schumacker et al. (1999).
40. Only reported by Massalongo (1885) from VEN (Valle di Tregnago near Revolto, Verona, leg. Massalongo 1878 “ad truncos subputridos in sylvis piniferis circa Revolto, prov. Verona”, VER, TO; conf. R.G., 1975). Stephani (1898–1924) indicates as a second location “Abruzzen”. However, the data is not confirmed by Müller (1906–1916), who claims never to have seen specimens from this locality. Recent field research failed to identify the species in this region and thus it is to be considered dubious.

### Mosses

41. Only reported from SAR (*sub Phascum bulbosum* var. *piligerum*) by De Notaris (1838) near Cagliari.
42. Only reported from SAR (near Cagliari) (De Notaris 1838).
43. Lara et al. (2022) have re-evaluate from a taxonomic view point the disjunct Mediterranean populations of *Ulota s.l.* in order to obtain an update estimative of the extent of the populations of each species in the main Mediterranean territories where these species occur. As a result, five species, namely *Atlantichella calvescens*, *Ulota bruchii*, *U. crispa*, *U. crispula* and *U. intermedia*, have been found in the study area. Of note is the discovery of *U. crispula*, *U. bruchii* and *U. intermedia* in very southern areas of Portugal and Italy, as well as the discovery for the first time of *A. calvescens* in localities outside the Atlantic area, specifically in the central Mediterranean.
44. *Atractylocarpus alpinus* (Schimp. ex Milde) Lindb. is endemic to Europe and had so far only been known from a few collections in Norway, Switzerland and Austria. Recently it was collected the first time in Italy (Funes Valley, between Bressanone and Chiusa, TRA, 1520 m a.s.l.). Because of its rareness, it is a protected species in the European Union (Frahm et al. 2007).
45. Other European species of *Barbula* were moved to the reinstated genera *Hydrogonium* and *Streblotrichum* and the newly described genus *Gymnobarbula* by Kučera et al. (2013).
46. *Bartramia aprica* is the correct name for the Mediterranean and western North American species historically recognized as *Bartramia stricta* (Müller 2014).
47. Only reported from AOS at Pessé and Machaby (Capra 1905).
48. Only reported from TRA (near Molina, Ledro Lake) between 840 and 940 m a.s.l. (Gos and Ochyra 1994).
49. Only reported from LOM on the dolomitic cliffs of the Mt. Sobretta (Val dell’Alpe), at about 2500 m a.s.l. (Giacomini 1939).



50. Only reported (*sub Bruchia trobasiana*) by De Notaris (1865–1867) from PIE (near Trobaso in Intrasca Valley).
51. Many reports of species belonging to the *B. erythrocarpum* complex have been erroneously assigned to *B. blindii*, which occurs only in a few Italian regions (AOS, PIE, LOM, TRA, FRV). *Bryum blindii* was reported from Sicily by Dia et al. (1987) but it should be excluded from the Sicilian bryoflora.
52. Only reported from TRA (near Calliano, Trento) along the Cavallo River (*leg.* F. Prosser, 18 March 2018) (Ellis et al. 2018b).
53. Only reported (*sub C. sommieri*) from SIC by Bottini (1907) on Pantelleria Island. Recently found by Privitera and Puglisi (2009) in some locations on the island.
54. Only reported from VEN (near Chiapuzza, Belluno, along the Musigo River at 975 m a.s.l.) (Zodda 1907).
55. Only reported from SAR (between Genna Silana and the Gorropu Canyon) by Frahm et al. (2008).
56. Only reported from TRA by Molendo (1864) at Canazei and by Kern (1905) at Bocca di Vallazza in Val Persa near Molveno.
57. Only reported from CAL (at the base of the Timpa del Salto, Marchesato, Crotone) by Puntillo (2004).
58. Only reported from CAL (on the Aspromonte Massif, at the base of Papagallo Mountain) (Privitera and Puglisi 2000).
59. Only reported from SIC at Solunto (Dia and Campisi 2009) and Gela (Puglisi et al. 2013).
60. Only reported by Lindberg (1881) from TUS (on the banks of the Arno River, near Pisa).
61. Only reported from CAM by Ellis et al. (2022) (Villa Cimbrone, Ravello, *leg.* C. Sérgio, 26 March, 2002).
62. Only reported from FRV by Scopoli (1772) in Carnia, Biasoletto (1827) along the Timavo River and by Berini (1826) along the Isonzo River, Mucile Lake and S. Giovanni di Duino River.
63. Only reported from TRA: Lazzago Valley near Vipiteno (Glowacki 1915) and Rabbi Valley (Tacchi 2006).
64. Only reported from LOM (Valfurva) by Giacomini (1939) and the Retiche Alps (Mt. Parè) by Anzi (1877).
65. Only reported by Trautmann (1911) from TRA on the Italian side of the Stelvio Pass.
66. In order to evaluate the circumscription of *Didymodon* s.l. and its relationships with the allied genera *Andinella*, *Gertrudiella*, and *Tridontium*, Jiménez et al. (2022a) have conducted phylogenetic analyses of DNA sequences. Species of these four genera can be divided into eight well-supported and morphologically distinct genera: *Didymodon* s.s., *Geheebia*, *Husnotiella*, *Trichostomopsis*, *Vinealobryum*, *Gertrudiella*, *Tridontium*, and *Zanderella* of which the first five are present in Italy.
67. Based on morphological and phylogenetic results *Barbula trifaria* var. *desertorum* is transferred to the genus *Didymodon* and recognized at species rank as *D. desertorum* (Jiménez et al. 2022b). The range of this species is extended to most Mediterranean countries and the Canary Islands.
68. All records of *Didymodon glaucus* from Italy refers to specimens identified as *Eucladium verbanum* Nicholson and Dixon. *D. glaucus* subsp. *glaucus* has not yet been found in Italy.
69. Only reported by Schäfer-Verwimp et al. (2021) from TRA (Zillertaler Alpen, Kreuzspitzkamm, Mühlbach, Vals; Tuxer Kamm, Sterzing; Fanes-Sennes-Prags, Pragser Wildsee; Villnöss, between Brogles Alm and Panascharte).
70. Only reported from LOM (Province of Como, Duke Herbarium, 1905) [DUKE].
71. Only reported by Privitera and Puglisi (2002) at Siracusa. The report by Sotti (1977) in Val Sangone (Vallone Rocciavrè) was excluded because the only existing herbarium specimen does not correspond to this species (Pistarino et al. 2005).
72. Only reported from SAR by Frahm et al. (2008) at Lotzorai (Nuoro).
73. Only reported (*sub F. cavareana*) by Farneti (1894b) from LOM in the environs of the city of Pavia.
74. Only reported from SIC: by Carratello and Aleffi (1998) along the seashore of Capaci (Palermo) and Campisi and Provenzano (2004) at Selinunte.
75. Only reported (*sub DUBYELLA italica*) by De Notaris (1869) from TUS at Massa, near the town of Carrara.
76. Only reported by Spitale et al. (2012) from TRA at Dolomiti di Brenta (Mt. Peller and Piani della Nana, 2100 m a.s.l.).
77. Only reported from AOS in Veny Valley (Mt. Bianco) by O'Shea (2004).
78. Only reported from TRA (Pfitsch, between Gliederscharte and Wiener Neustatt (2400 m a.s.l., *leg.* Kiebacher) (Ellis et al. 2018a).
79. Only reported from TRA (Tramin, Mt. Roen, 1830 m a.s.l., *leg.* T. Kiebacher, 07 October, 2020) (Ellis et al. 2021).
80. Only reported for Italy from PIE (Villa San Remigio Garden, Pallanza) (Aleffi et al. 2010).
81. Only reported from SIC by Privitera et al. (2008) at Lipari Island.
82. Only reported from SIC by Draper et al. (2003). The report refers to herbarium specimen by Lo Giudice (Nebrodi Mountains, 1300 m a.s.l., on *Prunus lusitanica* L., *leg.* Lo Giudice, 20-IX-2001).
83. Only reported from SAR on the Mt. Gennargentu (Frahm et al. 2008).
84. Only generically reported (*sub Leskea subenervis*) by Garovaglio (1844).
85. Only reported from CAL by Lara et al. (2004) at Fossia (Sila Grande, 1260 m a.s.l.).
86. Only reported from TRA (South Tyrol, Ortler-Alpen, Mittelvinschgau, Latsch, 1710 m a.s.l., *leg.* Schäfer-Verwimp, Mair and Tratter, 6 July, 2022).
87. Kiebacher and Lüth (2017) describe a new species of *Orthotrichum* from the European Alps: *O. dentatum* T. Kiebacher and Lüth. *Orthotrichum dentatum* grows as an epiphyte on a variety of deciduous trees. So far, the new species has only been found in Italy (Type: Trentino-Alto Adige, South Tyrol, Feldthurns, Tschiffnon,

- in a garden on bark at the stem of a solitary *Juglans regia* tree, 01 August 2014, *leg.* T.Kiebacher), Austria, Switzerland and France (Hugonnot et al. 2021).
88. Only reported from SIC by Lara et al. (2004) and Provenzano et al. (2011).
  89. The report from SAR by Herzog (1926) is considered uncertain, according to Lara and Garilleti (*in litt.* 2018).
  90. Only reported from LOM by Brusa (*in litt.*, 08 April, 1999) at Monate Lake (Varese) and by Zavagno (2007) at Orobie Alps.
  91. Only reported from TRA (Rieserfernergruppe) by Schäfer-Verwimp et al. (2021).
  92. Only reported from TRA (Stubai Alpen, Pflerschtal) by Schäfer-Verwimp et al. (2021).
  93. Only reported by Brusa and Townsend (2002) from LOM at Mt. Lema (Varese).
  94. The report of *Bryum sphagni* by Rota on the Lombardian side of the Tonale Pass (De Notaris 1869) is erroneously assigned to *Pohlia sphagnicola*: *Bryum sphagni* correspond, in fact, to *Bryum weigelii*. The report by Raimondo and Dia (1978) on the Madonie Mountains, following the revision of the herbarium specimens (*rev.* Nordhorn-Richter), corresponds to *Pohlia nutans*.
  95. Only reported from some localities in TRA: Val di Fleres, Colle Isarco (Trautmann 1896); Ortler near Solda (Janzen 1904); near S. Gertrude (Trautmann 1911); Rabbi Valley (Tacchi 2006); Ötztaler Alpen, Langtaufers östlich Reschensee (Schäfer-Verwimp et al. 2021).
  96. Only reported from VEN in some localities of the Belluno Province between 1050 and 2200 m a.s.l. (Zodda 1912).
  97. Only reported from SIC by Dia and Campisi (2006) in the archaeological area of Solunto and Privitera and Puglisi (2009) at Linosa Island.
  98. Only reported from TRA (Pinzolo) by Philippi (*in litt.*, 4 January, 1994).
  99. Only reported from SIC (sub *P. nigricans* var. *albidens*) by Zodda (1911) in the environs of Catania.
  100. Only reported from PIE by Bottini (1913) at Campello-Monti and Aleffi et al. (2018) at Maritime Alps. The report by Sotti (1978) in Sangone Valley (Giaveno, Fraz. Ponte Pietra), lacking confirmation by herbarium specimens, is considered uncertain.
  101. Only reported by Miserere and Brusa (2003) from PIE (Alta Valle Pesio, Cuneo) and LOM (Veddasca Valley, Varese).
  102. Based on the taxonomic revision of the *Schistidium apocarpum* group (Blom 1996), the occurrence of the genus *Schistidium* in Italy has much changed with respect to the previous check-lists. The genus distribution has been exclusively deduced by reference to the Italian records reviewed by Blom and kept in different herbaria [BM, CAME, STU, Greven priv. herb., GZU, PI, S, W], and by reports made after 1996. Bibliographic data previous to this date and not confirmed by revision of the herbarium specimens, are considered uncertain.
  103. *Schistidium elegantulum* subsp. *wilsonii* H.H.Blom was reported from ABR in Blom (1996) based on a specimen collected by Martelli in July 1903 on the Mt. Velino [PI].
  104. Only reported by Ellis et al. (2017) from TRA (St. Martin in Thurn, Mt. Peitlerkofel, 2870 m a.s.l., *leg.* T.Kiebacher, *det.* H.Köckinger).
  105. Only reported from TRA by Pokorny et al. (2004a) (Trento, Gocciadoro Park) and Tacchi (2006) (Val di Rabbi).
  106. Only reported from TRA by Pokorny et al. (2004b) (Trento, Gocciadoro Park).
  107. The report from TRA refers a herbarium specimen collected by Glowacki (*sub Grimmia atrofusca*, An der Strasse über das Stilfser Joch auf der Paßhöhe, 26 August 1909, J.Glowacki, GJO 0102803), and examined by H.H.Blom. Following the morphological re-examination of the Glowacki-specimen by Kiebacher & Blom (2022) it was found that it represents *S. succulentum*. *S. subconfer-tum* should be excluded from the list of European and Italian species and again represents a taxon to-date solely known from China, Japan and North Korea.
  108. The report from TRA by Ellis et al. (2020) refers a herbarium specimens collected by T.Kiebacher in many localities of South Tirol and Trentino between 2017 and 2018 and a herbarium specimen by Venturi (Mt. St. Vigilio, *leg.* Venturi, *det.* H.Blom, PI).
  109. Only reported from TRA by Kiebacher (2020) (St. Ulrich, Mt. Seceda, 2450 m a.s.l., *leg.* M.Lüth 02 September 2002, *det.* T.Kiebacher & H.H.Blom) and by Glowacki (*sub Grimmia atrofusca*, An der Strasse über das Stilfser Joch auf der Paßhöhe, 26 August 1909, J.Glowacki, GJO 0102803) (Kiebacher & Blom 2022).
  110. Only reported by Molendo (1865) from VEN in Livinallongo on the Mt. Padon, at 1863 m a.s.l. (*sub Hypnum ornellanum*). The report by Zodda (1907) from SIC is considered uncertain.
  111. Only reported by D.Spitale (Blockeel et al. 2010) in Stelvio National Park (TN): Val de la Mare, near Lake Careser, 2654 m a.s.l. (11 August 2008, *leg.* D.Spitale, *conf.* I.Draper).
  112. Only reported from TRA (Valcroce, Bressanone) by Hofbauer and Dickson (2020).
  113. Only reported by Ellis et al. (2014) from ABR (Gran Sasso-Laga National Park, Mt. Prena, 1868 m, *leg.* R.Tacchi, 23 September 2013; *det.* R.Ochyra, 2014).
  114. Only reported from TRA by Düll (2006) at Alpe di Siusi, Bolzano (*leg.* Lauer 1971) and Düll-Wunder (2008) at Sciliar.
  115. Molecular and experimental studies have revealed genetic structure within *Sphagnum magellanicum*, and morphological differences associated with these genetic groups. On the base of molecular and morphological evidence all European records of *S. magellanicum* are referable to *S. divinum* or *S. medium* (Hassel et al. 2018). *S. magellanicum* s.str. is confined to southern South America. A systematic revision of the herbarium specimens is necessary. *S. magellanicum* was reported from Sicily by Bottini (1919) (*sub Sphagnum magellanicum*

- var. *laxum* Röhl) but the species seems to be extinct in Sicily since it can no longer be found there (Raimondo and Dia 1978).
116. Only reported from PIE (Meugliano Lake and Condove, Susa Valley) by Tosco (1951–1962).
  117. Only reported from TRA by Ellis et al. (2012) (Adamello Brenta Natural Park, Madonna di Campiglio, 1950 m a.s.l., *leg.* Spitalè 6 July 2011; Valbona Lake, 2050 m a.s.l., *leg.* Philippi, July 2000).
  118. Only reported by Preston and Blockeel (2006) from CAM (Vesuvio).
  119. Only reported by Düll (2006) from TRA (Südtirol, Bolzano Province, without any precise locality, *leg.* Kockinger 1989).
  120. Only reported by Campisi et al. (2006) from SIC in Rocca Busambra (Bosco della Ficuzza Natural Reserve).
  121. Only reported from SIC at “Bosco della Ficuzza” Natural Reserve, about 10km south from Marineo (Blockeel 2000) and Erei Mountains and Troina (Lo Giudice and Cristaudo 2004; Lo Giudice and Bonanno 2010).
  122. Only reported from TRA by Kern (1913) at Rifugio Cevedale and Glowacki (1915) at Lago Nero (S. Martino al Montenevoso, 2600 m a.s.l.).
  123. Only reported from PIE (Torrente Gesso di Valletta, Tetti Gaina, Valdieri, Cuneo) by Spada et al. (2022).
  124. Only reported by Mastracci (2003) from ABR on the Bosco Martese (Laga Mountains).
  125. Only reported from AOS (Champorcher). The report refers to a specimen from 1905 kept in the Duke herbarium [DUKE].
  126. Only reported from TRA (Vigo di Fassa, Kleine Latemarscharte) and VEN (Tofana di Rozes, Cortina d’Ampezzo) by T.Kiebacher (Ellis et al. 2020).
  127. Only reported from TUS (Apuan Alps Regional Park: Solco d’Equi and Lizza della Canalonga, Valle di Vinca, Fivizzano, *leg.* Pandeli, 4 March 2020) by Ravera et al. (2020).
  128. Only reported from LOM by Ellis et al. (2021) (Ponte in Valtellina, San Bernardo a Strafodes, *leg.* Lara, 3 August 2013).
  129. Only reported by Jimenez et al. (2003) from LAZ at Foro Italico (Rome).
  130. Bibliographic data from PIE, FRV, LIG, EMR, CAM, BAS, CAL, SAR not confirmed by revision of the herbarium specimens and considering the species ecology, are considered uncertain.

## Excluded or doubtful taxa

### Hornworts and liverworts

*Cephalozia lucens* (A.Evans) Steph.

Reported by Rodegher (1896) from LOM (along the Brembo River at Olmo and near Averara, *sub* *Jungermannia lucens*). The herbarium specimen [BER] could not be found. The species is excluded from the liverwort flora of Italy.

*Drepanolejeunea hamatifolia* (Hook.) Schiffn.

Reported by De Notaris (1859) from LOM (Carena, Brumano, Aralatta and Mt. Resegone, *sub* *Lejeunea hamatifolia* Dum.). However, the herbarium specimens (*leg.* Rota, BER) could not be found. *D. hamatifolia* is excluded from the liverwort flora of Italy; it is an eu-oceanic species

which lives only on the Atlantic coasts of Portugal, Spain, France, Ireland, England, and Macaronesia.

*Exormotheca bullosa* (Link ex Lindenb.) K.Müll.

Incorrectly reported by Zodda (1934) from SIC (Aci Castello). The error was later reported by Müller (1951–1958) and Bischler (1976).

*Fimbriaria blumeana* Nees

Reported by Tassi (1901) from TUS (Siena Botanical Gardens). The herbarium specimen [SIENA] could not be found. The species is excluded from the liverwort flora of Italy; it lives only in Java and in the Himalayas.

*Fimbriaria raddii* Corda

Regarding this species, Zodda (1934) writes: “*Specie dubbia, scoperta da Raddi presso Firenze e descritta da Corda, ma non più ritrovata né ivi, né altrove; né è stato possibile rintracciare gli esemplari autotipi*”. Müller (1906–1916) writes of never having seen the original specimen and adds that the description was done by Nees, with a specimen at hand.

*Fimbriaria stahlii* Steph.

Reported by Tassi (1901) from TUS (Siena Botanical Gardens). The herbarium specimen [SIENA] could not be found. The species is excluded from the liverwort flora of Italy; it lives only in Mexico and Guatemala.

*Frullania teneriffae* (F.Weber) Nees

Reported by Herzog (1905) from SAR (Canale d’Inferno, S. Pietro). The herbarium specimen corresponds to *F. tamarisci* (*rev.* R.G.).

*Herbertus sendtneri* (Nees) Lindb.

Reported by Zodda (1934) from TRA (Alto Adige between Merano and Bolzano at the Passo della Croce, *sub* *Schisma sendtneri* Nees). Zodda erroneously reports the data by Dalla Torre and Sarnthein (1904) “*im Anstieg zum Kreuzjoch*” [*sub* *Herberta straminea* (Dum.) Trevisan], located in Austrian territory. In fact, Müller (1906–1916) reports the data by Dalla Torre and Sarnthein among the Austrian sites of the species and later (Müller 1951–1958) affirms that *Herberta straminea* is found “*In den Ostalpen in einem kleinen Gebiet westlich und östlich von Innsbruck, auf einer Strecke von nur 120km Luftlinie*”, enriching the site list with a map of the species’ distribution. Thus Zodda confused the Austrian toponym with the Italian one existing between Bolzano and Merano.

*Heteroscyphus integrifolius* (Lehm. & Lindenb.) Fulford

Reported by Rodegher (1896) from LOM (Val Brembana, *sub* *Jungermannia integrifolia*). However, the herbarium specimen [BER] could not be found. The species is excluded from the liverwort flora of Italy; it lives only in Peru and Chile.

*Jungermannia brembana* Rota

Only reported by Rodegher (1896) from LOM (Bergamo and Val Brembana). The herbarium specimen [BER] corresponds to *Cephaloziella divaricata* (*rev.* R.S., 1993).

*Endogemma caespiticia* (Lindenb.) Konstant., Vilnet & A.V.Troitsky (Syn.: *Jungermannia caespiticia* Lindenb.)

The herbarium specimen [BER] from LOM (Val Camonica) by Rodegher (1896) corresponds to *Nardia geoscyphus* (*rev.* R.S., 1993). The report from PIE by Cappelletti (1927) refers to a herbarium specimen (*leg.* Gola 1900, Piedimulera, TO) corresponding with *J. atrovirens* (*rev.* R.S., 1994). The reports from TUS (Appennino Pistoiese at the Laghetto del Greppo) by Barsali (1907) and from PIE (Mt. Rocciacotello) by Filipello (1964), lacking confirmation by herbarium specimens, are to be considered as uncertain.

*Jungermannia equisetifolia*

The report from PIE (Vagna, Domodossola) by Gagliardi (1884) refers to a binomial unknown to liverwort taxonomy. The herbarium specimen has not been found.

*Jungermannia horkii* Nees

Only reported by Rodegher (1896) from LOM (Sarnico). The herbarium specimen [BER] corresponds to *Cephaloziella* sp. (*rev.* R.S., 1993).

*Jungermannia microcarpa* Carrington

The report from PIE (Valsesia) by Gallo (1892) refers to a binomial unknown to liverwort taxonomy. The herbarium specimen has not been found.

*Jungermannia minima* Scop.

Reported by Scopoli (1772) from Carnia in Austrian territory and doubtfully by Viviani (1804) from LIG (Polcevera) and LAZ (Agro Romano).

Viviani, referring to Scopoli's report, notes: "A *Scopolio tam imperfecte descripta, ut sine dubitationis nota eiusdem synonymon recipere non auserim*". *Jungermannia rotata* Rota

Only reported by Rodegher (1896) from LOM (Val Camonica and Val Brembana). The herbarium specimens [BER] correspond to *Cephalozia bicuspidata* (rev. R.S., 1993).

*Kurzia pauciflora* (Dicks.) Grolle

The reports from PIE correspond to *K. sylvatica* and *K. trichoclados* (rev. H.Hürlimann). The gatherings of Carestia (Riva Valsesia, Gola Rossa, Ovago d'Otro and Cramisei) correspond to *K. trichoclados*. Farneti (1894a) reports the species doubtfully from LOM (Agro di Como). The reports from TRA by Dalla Torre and Sarnthein (1904) (*sub Lepidozia setacea*) correspond to *K. trichoclados*. Even though the herbarium specimen is sterile, Gerdol's determination (leg. Gerdol 1987, Oberrasen Antholz – Rasun Anterselva above) is almost certainly incorrect given the species' ecology. All reports from TUS, after revision of the herbarium specimens (Cortini Pedrotti et al. 1991), correspond to *K. sylvatica*. All the specimens examined were confused with *K. sylvatica* or *K. trichoclados*. For the determination of *Kurzia*, see Stieperaere and Schumacker (1986).

*Lejeunea flava* (Sw.) Nees subsp. *moorei* (Lindb.) R.M.Schust.

Reported by Massalongo and Carestia (1882) from PIE (Alpe Casera in Valsesia, *sub L. moorei*). According to Müller (1951–1958) and Düll (1983) the identification appears clearly incorrect. Schuster (1966–1992) notes the species in Central and South America and the subsp. *moorei* for Ireland. Probably confusion with yellow forms of *L. cavifolia*. *Lejeunea patens* Lindb.

Following revision of the herbarium specimens, all the reports from Italy correspond to *L. lamacerina* and *L. cavifolia*. *L. patens* only lives along the Atlantic coasts of Europe. For the distinction between *L. patens*, *L. lamacerina* and *L. cavifolia* see Müller (1951–1958) and Geissler (1987).

*Lepidozia cupressina* (Sw.) Lindenb.

The report from FRV (Mt. Cretabianca) by Gortani (1955), not being confirmed by herbarium specimens, is to be considered as uncertain. *L. cupressina* is a markedly oceanic species that lives in isolated locations (Vosges, Black Forest) under oceanic influences.

*Leptoscyphus cuneifolius* (Hook.) Mitt.

Reported by Rodegher (1896) from LOM (Ca' S. Marco in Val Brembana, *sub Jungermannia cuneifolia*). The herbarium specimen [BER] corresponds to *Cephalozia bicuspidata* (rev. R.S., 1993).

*Liochlaena subulata* (A.Evans) Schljakov

The herbarium specimen [TO] gathered by Gola in 1905 in PIE (near Piedimulera) corresponds to *J. atrovirens*. The generic report from Italy by Váňa (1973), which refers to a herbarium specimen [BM] gathered by Strickland in 1899 (*sub J. lanceolata*), corresponds to a location on Austrian territory (Váňa *in litt.*, May, 1994).

*Marsupella apiculata* Schiffn.

The report by Düll (1991) from TRA is incorrect. In fact, the reports data of Müller (1951–1958) for Macugnaga (not Macagnaga!) referring it to South Tirol. Nevertheless, this locality is in PIE. However, the reports from PIE by Cappelletti (1929), not being confirmed by herbarium specimens, are considered as uncertain.

*Metzgeria temperata* Kuwah.

The report from ABR (Vallone di Cacciagrande, Abruzzo National Park) by Mastracci and Düll (1991), corresponds to *M. furcata* (rev. M.A., 1994). *Nardia insecta* Lindb.

Reported by Levier (1905) from AOS (leg. Vaccari, Piccolo S. Bernardo, det. Bryhn, *sub Alicularia geoscypha* De Not. fo. *insecta* (Lindb.) K.Müll.). Following revision by Schumacker et al. (1986), the herbarium specimen corresponds to *N. geoscyphus*.

*Plagiochila spinulosa* (Dicks.) Dumort.

All herbarium specimens from PIE, LOM, FRV and TUS were confused with *P. killarniensis* and *P. porelloides*. *P. spinulosa* is a North-Atlantic/Macaronesian species (Grolle and Schumacker 1982). In Italy only *P. killarniensis* exists, with a South-Atlantic/Macaronesian distribution (Cortini Pedrotti et al. 1991). For identification of the *Plagiochila* species, see Schumacker and Lecointe (1989).

*Pleurozia purpurea* Lindb.

The report by Scopoli (1772) (*sub Jungermannia purpurea*) refers to a location in Austrian territory, which furthermore is erroneous, this species being restricted to the British Isles, the Färöer and SW-Norway.

*Porella canariensis* (F.Weber) Underw.

The report from SAR by Herzog (1905), not being confirmed by herbarium specimens, is considered uncertain by Bischler and Jovet-Ast (1971–1972). In fact, it is *P. obtusata*, owing to nomenclatural confusion (Düll *in litt.*, January, 1995).

*Porella platyphylloidea* (Schwein.) Lindb.

The herbarium specimen (Hb De Notaris, RO), gathered by Bonnay in 1837 "in valle augustana" (AOS) corresponds to *P. platyphylla* (rev. M.A., 1993). The herbarium specimen (Hb De Notaris, RO) gathered by Cesati in 1837 "ad Verbanum" (PIE) corresponds to *P. obtusata* (rev. M.A., 1993). The herbarium specimens [TR] of Venturi from TRA (Rabbi e Nogaré) correspond to *P. platyphylla* (rev. R.S., 1994). The report from TUS (Montieri, Grosseto) by Murgia and Sassi (1982) is incorrect. The report from SAR (leg. Gennari 1858, Monte Sette Fratelli, *sub Madotheca thuja*, Hb De Notaris, RO) by Bertoloni (1858–1962) corresponds to *P. obtusata*. The reports from LIG (De Notaris 1846), VEN (Trevisan, 1840) and LOM (De Notaris, 1859) appear dubious. At present, as shown by Therrien, Crandall-Stotler ad Stotler (1998), *P. platyphylloidea* is considered conspecific with *P. platyphylla*. For the molecular, morphological and taxonomical differences of the European species of the genus *Porella*, consult also Boisselier-Dubayle and Bischler (1994) and Bischler and Boisselier-Dubayle (1998).

*Prasanthus suecicus* (Gottsche) Lindb.

Massalongo (1923) refers to the species: "In Italia trovato dal Corbière nelle Alpi marittime: rive del lago Tre Colpas (2150 m.s.m.) ed alla Madonna (2250 m.s.m.)". These localities are in French territory. The species has not been found in Italy to date.

*Protolophozia elongata* (Steph.) Schljakov

The report from AOS (Alpi Graie, Passo Garin alle creste dell'Eco, det. Bryhn) by Levier (1905), corresponds to *Lophozia longidens* (Müller, 1906–1916).

*Radula aquilegia* (Hook.f. & Taylor) Gottsche, Lindenb. & Nees

Reported by Rodegher (1896) from LOM (Val Brembana). The herbarium specimen [BER] corresponds to *R. complanata* (rev. R.S., 1993). *Riccardia incurvata* Lindb.

The reports from LOM by Andreis and Rotondi (1982) and Ferranti and Zavagno (1999) correspond to *R. multifida* (rev. R.S., 1994). The report from TUS (Island of Montecristo) by Cortini Pedrotti (1980) corresponds to *R. chamedryfolia* (rev. R.S. and J.V., 1994).

*Riccia melitensis* C.Massal. (Syn.: *Riccia ciliifera* Link)

Reported incorrectly by various authors from SIC. Actually, "Insula Gozo, prope Sicilia, leg. Sommer, 1906 (G)" is written on the holotype. It is well known that the Island of Gozo belongs to the independent Maltese archipelago.

*Scapania degenii* Schiffn. ex Müll.Frib.

The species has been reported from Italy by Potemkin (2002) *sub S. brevicaulis*, and this is the only report for the Mediterranean area. Because the author did not give any indication of the locality, the report should be considered doubtful until specimens can be checked.

*Telaranea nematodes* (Gottsche ex Austin) M.Howe

Reported by Ferrarini and Marchetti (1983) from TUS (Apuan Alps). All the herbarium specimens correspond to *Blepharostoma trichophyllum* and *Kurzia sylvatica* (Cortini Pedrotti et al. 1991). *T. nematodes* is a neotropical-tropical African species.

## Mosses

*Cinclidotus pachylomoides* Bizot

Only reported by Düll (1991) (Südtirol, without any precise locality, leg. Schwab 1976). *C. pachylomoides* is a mainly Asian species; European records have not been confirmed and it is considered very doubtful that this species occurs in Europe.

*Cyrtomnium hymenophyllum* (Bruch & Schimp.) Holmen

The report of its occurrence (*sub Cinclidium hymenophyllum*) near the Gran Ghiacciaio in the Forno Valley (LOM) by Venturi (1899) must be considered erroneous, as the author took this information from Limpricht (1895) who had reported this species in the Forno Valley from Switzerland. This species should be excluded from the flora of the Italy.

*Pelekium minutulum* (Hedw.) Touw

The report of its occurrence on the Mt. Rocciacotello in PIE by Filipello (1964) (*sub Thuidium minutulum*) cannot be confirmed because of the poor state of the herbarium record. This species should be excluded from the flora of the Italy.

*Ptychostomum bornholmense* (Wink. & R.Ruthe) Holyoak & N.Pedersen

Only reported by Mazzoleni et al. (1993) at Capri. The report, not being confirmed by herbarium specimens, is considered uncertain. This species should be excluded from the flora of the Italy.

*Ptychostomum minii* (Podp. ex Guim.) D.Bell & Holyoak

Only reported in Guspini (Cagliari) on wet rocks (Giacomini 1938a). The report not being confirmed by herbarium specimens, is to be considered as uncertain.

*Ptychostomum warneum* (Röhl.) J.R.Spence

Only reported on moist sandlands, close to the permanent snow cover of the Azzarini and Pisgana mountains (De Notaris 1869). However, in the absence of any herbarium specimen, the taxonomic identification is unreliable by reference to the previously mentioned site conditions, which do not match the ecological preferences of this species. The report of its occurrence at Solda in TRA by Nicholson (1909) (*sub B. mamillatum*) is to be disregarded, as the revision of the herbarium specimen [BM] revealed that it was erroneously identified. This species should be excluded from the flora of the Italy.

*Schistidium maritimum* (Sm. ex R.Scott) Bruch & Schimp.

The report of its occurrence (*sub Grimmia maritima*) from LAZ by Brizi (1897) is not reliable because it is not supported by a herbarium specimen. In addition, the distribution area of this species is limited to north-western Europe (Bremer 1980) and its presence in the central Apennines seems for the moment to be unlikely.

*Schistidium strictum* (Turner) Loeske ex Mårtensson

The occurrence of *Schistidium strictum* in most areas of the Mediterranean (comprises Italy, Sardinia and Sicily) is doubtful because it is a strongly oceanic species and its presence is usually based on reports of *Grimmia apocarpa* var. *gracilis* Röhl., *Schistidium apocarpum* var. *gracile* (Röhl.) Bruch & Schimp., and *Schistidium gracile* (Röhl.) Limpr. There are uncertainties about the correct interpretation of these names and their synonymy with *S. strictum* or *S. apocarpum* (Blom 1996). In the absence of revision of a the herbarium specimens the presence in these areas should be considered doubtful.

*Sphagnum recurvum* P.Beauv.

*Sphagnum recurvum* is exclusively a New World species, not growing in Europe (McQueen and Andrus 2006). Flatberg (1992) stated that *S. recurvum* is endemic to northern South America, Central America and the southeastern part of the United States recently found in the Azores. In Europe the *S. recurvum* complex consists of a group of five closely related and similar species (*S. angustifolium*, *S. fallax* and *S. flexuosum*, common in the Mediterranean basin, and *S. brevifolium* and *S. isoviitae*, more northerly distributed) (Såstad and Flatberg 1994). In the absence of revision of the herbarium specimens the presence in these areas should be considered doubtful and all the regional occurrences are covered by *S. fallax*.

*Splachnum vasculosum* Hedw.

Only reported from TRA at Terme del Brennero about 1300m a.s.l. (Röhl 1897). However, Dalla Torre and Sarnthein (1904) report *S. vasculosum* under *S. sphaericum*: "Brennerbad (Röll 1 p. 663 als *S. vasculosum*: Röll in litt.)", according a communication by Röhl himself for wich "Die Angabe: Brennerbad (Röll 1 p. 663) bezieht sich nach gef. Mitteilung des Finders auf *S. sphaericum*".

*Vesicularia galerulata* (Duby) Broth. and *V. reimersiana* Bizot & P.de la Varde

*V. galerulata* was reported from Malta by Reimers (1934) (*sub V. sphaerocarpa*). According to Corley et al. (1981), *V. sphaerocarpa* is a synonym of *V. galerulata*. Düll (1984–1985) listed the Maltese plant as *V. reimersiana*, but also asserted that *V. galerulata* had been found in mainland Italy. However, the report by Düll is not supported by any herbarium specimens. Therefore, no species of *Vesicularia* are listed for Italy by Cortini Pedrotti (2001). It seems likely that *V. galerulata* has never been found in Europe and *V. reimersiana* is not present in Italy.

## Funding

The APC was funded by Co.S.Me.Se Consorzio per lo Studio dei Metaboliti Secondari, Cagliari, Italy.

## References

- Aleffi M. 2021. Aspetti floristici, biogeografici ed ecologici delle Briofite della Tenuta presidenziale di Castelporziano. In Il Sistema Ambientale della Tenuta presidenziale di Castelporziano. Ricerche sulla complessità di un ecosistema forestale costiero mediterraneo. Scritti e documenti LXII Accademia Nazionale delle Scienze detta dei XL – Segretariato Generale della Presidenza della Repubblica; p. 471–486.
- Aleffi M, Barbo M, Bertani G, Bonini I, Buffa G, Carratello A, Cogoni A, Flore F, Miserere L, Perego S, et al. 2004. Contributo alla conoscenza briologica della Valle Stura di Demonte (Alpi Occidentali, Piemonte, Italia). Boll Mus Reg Sci Nat Torino. 21(1):227–248.
- Aleffi M, Carratello A, Poponessi S. 2020. Le Briofite del Parco di Villa Gregoriana a Tivoli (Roma, Italia). Not Soc Bot Ital. 4(2):115–120.
- Aleffi M, Miserere L, Tacchi R. 2018. Bryophytes from the wet areas of the Maritime Alps and their use as indicators of anthropic impact. Fl Medit. 28:165–177.
- Aleffi M, Ricci S, Tacchi R. 2010. *Hypopterygium tamarisci* (Sw.) Brid. ex Müll. Hal. (Hypopterygiaceae, Bryopsida), new to Italy. Cryptogamie, Bryol. 31(3):293–295.
- Aleffi M, Schumacker R. 1995. Check-list and red-list of the liverworts (Marchantiophyta) and hornworts (Anthocerotophyta) of Italy. Fl Medit. 5:73–161.
- Aleffi M, Schumacker R, Tacchi R. 2004. Contributo alla conoscenza della flora briologica del Trentino: il Bosco Welsperg (Parco Naturale Paneveggio-Pale di S. Martino) con una nota sulla *Radula visianica* C. Massal. Braun-Blanquetia. 34:87–94.
- Aleffi M, Tacchi R, Cortini Pedrotti C. 2008. Check-list of the hornworts, liverworts and mosses of Italy. Bocconea. 22:1–256.
- Aleffi M, Tacchi R, Poponessi S. 2020. New checklist of the bryophytes of Italy. Cryptogamie, Bryol. 41(13):147–195. doi: 10.5252/cryptogamie-bryologie2020v41a13.
- Andreis C, Rotondi G. 1982. La torbiera di Pian di Gembro (Prov. di Sondrio). Collana Programma Finalizzato "Promozione Qualità Ambiente". Roma: C.N.R. AQ/1/221:p. 1–41.
- Anzi M. 1877. *Enumeratio muscorum* Longobardiae Superioris. Mem Ist Lomb. 13:313–348.
- Barsali E. 1907. Censimento delle epatiche toscane. Nuovo Giorn Bot Ital. 14:5–49.
- Baudouin R, Bischler H, Jovet-Ast S, Hébrard JP. 1984. Une banque de données phytoécologiques des Hépatiques de la région méditerranéenne (BRYOMED). Webbia. 38(1):385–396. doi: 10.1080/00837792.1984.10670313.
- Berini G. 1826. Indagini sullo stato del Timavo e delle sue adiacenze al principio dell'era cristiana. Udine: Mattiuzzi.
- Berta G, Turcato C, Barberis G, Dagnino D. 2021. Bryophytes in Ligurian 4090 Habitat: endemic oro-Mediterranean heats with gorse (*Genista desoleana*). Bull Environ Life Sci. 3:61–69. doi: 10.15167/2612-2960/BELS2021.3.1.1360.
- Bertoloni A. 1858–1862. Flora Italica Cryptogama. Pars 1. Bologna: Cappelli.

- Biasoletto B. 1827. Cenni e parere del farmacista B. Biasoletto sulla *Fontinalis capillacea* dello Scopoli. L'Osservatore Triestino. 148:592.
- Bischler H. 1976. *Exormotheca pustulosa* Mitten. Distribution, écologie, caryotype, spores, parois sporales, germination. Rev Bryol Lichénol. 42:769–783.
- Bischler H, Boisselier-Dubayle MC. 1998. Molecular taxonomy of liverworts. In: Bates JW, Ashton NW, Duckett JG, editors. Bryology for the twenty-first century. Leeds: Maney Publishing; p. 89–97.
- Bischler H, Jovet-Ast S. 1971–1972. Les Hépatiques de Sardaigne. Enumeration, notes écologiques et biogéographiques. Rev Bryol Lichénol. 38:325–419.
- Blockeel T. 2000. Notes from a tourist in Mediterranean lands. Bull Br Bryol Soc. 74:11–14.
- Blockeel T, Campisi P, Dia MG. 2010. Nuove stazioni italiane di *Tortula freibergii*. Inform Bot Ital. 42(1):323–326.
- Blom HH. 1996. A revision of the *Schistidium apocarpum* complex in Norway and Sweden. Bryophyt Biblioth. 49:1–333. Berlin-Stuttgart.
- Boisselier-Dubayle MC, Bischler H. 1994. A combination of molecular and morphological characters for delimitation of taxa in European *Porella*. J Bryol. 18(1):1–11. doi: 10.1179/jbr.1994.18.1.1.
- Bottini A. 1907. Sulla briologia delle isole italiane. Webbia. 2(1):345–402. doi: 10.1080/00837792.1907.10803458.
- Bottini A. 1913. Spigolature briologiche N. 2. Atti Soc Tosc Sci Nat Pisa Mem. 29:149–195.
- Bottini A. 1919. Sfagnologia Italiana. Mem Accad Lincei. 13:1–87.
- Bremer B. 1980. A taxonomic revision of *Schistidium* (Grimmiaceae, Bryophyta). Lindbergia. 6(1):1–16.
- Brizi U. 1897. Studi sulla flora briologica del Lazio. Malpighia. 11:345–386. 1285–139.
- Brusa G. 2019. L'epatica *Phaeoceros carolinianus* (Anthocerotophyta) nuova per l'Italia. Pianura. 37:113–116.
- Brusa G. 2020a. Le comunità vegetali degli Habitat di interesse comunitario 7210 "Paludi calcaree con *Cladium mariscus* e specie del *Caricion davallianae*" e 7230 "Torbiere basse alcaline" in Lombardia. Natura Bresciana, Ann Mus Civ Sc Nat Brescia. 43:29–44.
- Brusa G. 2020b. Segnalazioni notevoli di epatiche dell'Ordine *Marchantiales* per l'Italia Settentrionale. Natura Bresciana, Ann Mus Civ Sc Nat Brescia. 43:5–9.
- Brusa G, Armiraglio S. 2018. Stato delle conoscenze sulla distribuzione delle specie vegetali degli Allegati della Direttiva Habitat (92/43/CEE) in Lombardia: briofite. 2° aggiornamento. Società Botanica Italiana - Sez. Lombardia, Osservatorio Regionale per la Biodiversità di Regione Lombardia; p. 1–200.
- Brusa G, Gheza G, Bracco F, Assini S. 2021. Bryophytes from a residual oak-elm forest: the case study of the "Bosco Siro Negri" reserve in the Ticino River valley (N Italy). Borziana. 2:125–138.
- Brusa G, Townsend CC. 2002. *Pohlia flexuosa*. J Bryol. 24(4):331.
- Buffa G, Miserere L. 2004. La brioflora delle rupi serpentiniche e gneissiche (Parco Naturale Regionale del M. Avic, Parco Nazionale del Gran Paradiso). Rev Valdôtaine Hist Nat. 58:7–20.
- Callaghan DA, Aleffi M, Alegro A, Bisang I, Blockeel TL, Collart F, Dragičević S, Draper I, Erdağ A, Erzberger P, et al. 2022. Global geographical range and population size of the habitat specialist *Codonoblepharon forsteri* (Dicks.) Goffinet in a changing climate. J Bryol. 44(1):35–50. doi: 10.1080/03736687.2022.2032541.
- Campisi P, Dia MG, Aiello P. 2006. Analisi preliminare della diversità briofitica nei principali habitat della Sicilia. Inform Bot Ital. 38:139–144.
- Campisi P, Dia MG, Marino ML, Raimondo FM. 2018. La flora briofitica dell'area archeologica di Selinunte (Sicilia sud-occidentale). Quad Bot Amb Appl. 29:3–8.
- Campisi P, Mannino AM, Venturella G, Ravera S. 2020. A first contribution to the cryptogamic flora of "Bosco Pomieri" (Northern Sicily). Borziana. 1:35–51. doi: 10.7320/Borziana.001.035.
- Campisi P, Provenzano F. 2004. New record in Sicily of *Gigaspermum mouretii* (Gigaspermaceae, Musci), rare species in Europe. Fl Medit. 14:305–308.
- Cappelletti C. 1927. Contributo alla flora epaticologica piemontese. Atti Reale Ist Veneto Sci Lett Arti. 86:467–498.
- Cappelletti C. 1929. Repertorio dell'Epaticologia Piemontese. Torino: Checchini.
- Capra G. 1905. Contribution à la Flore bryologique de la Vallée d'Aoste. Bull Soc Flore Valdôtaine. 3:23–65.
- Carratello A, Aleffi M. 1998. *Gigaspermum mouretii* Corb. (Gigaspermaceae, Musci), a new species from Italy. abm. 23:203–207. doi: 10.24310/abm.v23i0.8562.
- Carratello A, Aleffi M. 1999. *Fossombronina crozalsii* Corb. (Codoniaceae), new to the Italian bryoflora. Cryptogamie, Bryol. 20(1):69–71. doi: 10.1016/S1290-0796(99)80008-X.
- Corley MFV, Crundwell AC, Düll R, Hill MO, Smith AJE. 1981. Mosses of Europe and the Azores; an annotated list of species, with synonyms from the recent literature. J Bryol. 11(4):609–689. doi: 10.1179/jbr.1981.11.4.609.
- Cortini Pedrotti C. 1980. La flora briologica dell'Isola di Montecristo (Arcipelago Toscano). Webbia. 34(2):707–760. doi: 10.1080/00837792.1980.10670206.
- Cortini Pedrotti C. 1992. Check-list of the mosses of Italy. Fl Medit. 2:119–221.
- Cortini Pedrotti C. 2001. New check-list of the mosses of Italy. Fl Medit. 11:23–107.
- Cortini Pedrotti C, Schumacker R, Aleffi M, Ferrarini E. 1991. Elenco critico delle briofite delle Alpi Apuane (Toscana, Italia). Bull Soc Roy Sci Liège. 60(4–5):149–361.
- Dalla Torre KW, Sarnthein LG. 1904. Die Moose von Tirol, Vorarlberg und Liechtenstein, 5. Innsbruck: Wagner.
- De Luna E. 2021. Setna length variation and the refutation of *Hedwigidium* = *Braunia* (Hedwigiaceae, Bryopsida). Acta Bot Mex. 128(128):e1810. doi: 10.21829/abm128.2021.1810.
- De Notaris G. 1838. Syllabus muscorum in Italia et in insulis circumstantibus hucusque cognitorum. Torino: Ex Typographia Canfari.
- De Notaris G. 1846. Prospetto della Flora ligustica e dei zoofiti del mare ligustico. Genova: Tipografia Ferrando
- De Notaris G. 1859. Appunti per un nuovo censimento delle epatiche italiane. Mem Reale Accad Sci Torino. 18:457–498.
- De Notaris G. 1865–1867. Cronaca della briologia italiana. Comment Soc Crittog Ital. 2:89–113. 269–312.
- De Notaris G. 1869. Epilogo della Briologia Italiana. Genova: Co' tipi del R. I. de' Sordo-Muti.
- Di Pietro R, Giardini M, Iamónico D, Tondi G, Angeloni D, Carli E, Aleffi M, Azzella MM, Di Pietro F, Proietti E, et al. 2022. Floristic and coenological data from the travertine substrates of the SAC "Travertini Acque Albule (Bagni di Tivoli)" (Lazio Region – Central Italy). Plant Sociology. 59(2):51–70. doi: 10.3897/pls2022592/05.
- Dia MG, Aiello P. 1992. La florula briologica dell'Orto Botanico di Palermo. Giorn Bot Ital. 126(2):380.
- Dia MG, Campisi P. 2006. First record of *Pseudocrossidium obtusulum* (Lindb.) H.A. Crum & L.E. Anderson (Pottiaceae, Musci) in Italy. nova\_hedwigia. 82(1–2):205–208. doi: 10.1127/0029-5035/2006/0082-0205.
- Dia MG, Campisi P. 2009. New or interesting records to the moss flora of Italy. Cryptogamie, Bryol. 30(1):199–201.
- Dia MG, Lipari L, Pizzo C, Marino ML, Campisi P. 2015. Indagini briologiche in aree urbane: diversità briofitica dei centri abitati di Erice (Trapani) e Belmonte Mezzagno (Palermo). Quad Bot Amb Appl. 26:11–22.
- Dia MG, Miceli G, Raimondo FM. 1987. Check-list dei Muschi noti in Sicilia. Webbia. 41(1):61–123. doi: 10.1080/00837792.1987.10670402.
- Dickson JH, Aleffi M, Lécrivain GM-J, Veal RJ. 2021. Recent reports of *Fissidens fontanus* (Musci, Fissidentaceae) in Italy and some considerations on the propagation of the species. Borziana. 2:69–80. doi: 10.7320/Borziana.002.069.
- Draper I, Lara F, Albertos B, Garilleti R, Mazimpaka V. 2003. The epiphytic bryoflora of the Jbel Bouhalla (Rif, Morocco), including a new variety of moss, *Orthotrichum speciosum* var. *brevisetum*. J Bryol. 25(4):271–280. doi: 10.1179/037366803225013146.
- Düll R. 1968. Bemerkenswerte Neufunde von Lebermoosen im Mittelmeergebiet. Phytion. 13:107–112.
- Düll R. 1983. Distribution of European and Macaronesian liverworts (*Hepaticophytina*). Bryol Beitr. 2:1–115.
- Düll R. 1984. Distribution of the European and Macaronesian mosses (*Bryophytina*). Part I. Bryol Beitr. 4:1–113.
- Düll R. 1985. Distribution of the European and Macaronesian mosses (*Bryophytina*). Part II. Bryol Beitr. 5:110–232.

- Düll R. 1991. Die Moose Tirols unter besonderer Berücksichtigung des Pitztales. Vols. 1–2. Bad Münstereifel: IDH-Verl.
- Düll R. 2006. Provisorischer Katalog der Leber- und Laubmoose Südtirols (Provinz Bozen). Gredleriana. 6:69–114.
- Düll-Wunder B. 2008. Die Moosvorkommen am Schlern (Südtirol, Italien) (bearbeitet im Rahmen des Projektes "Habitat Schlern/Sciliar"). Gredleriana. 8:95–124.
- Ellis LT, Afonina OM, Aleffi M, Andriamiarisoa RL, Bačkor M, Goga M, Bednarek-Ochyra H, Callaghan DA, Campisi P, Dia MG, et al. 2018a. New national and regional bryophyte records, 55. J Bryol. 40(2):173–187. doi: [10.1080/03736687.2018.1454161](https://doi.org/10.1080/03736687.2018.1454161).
- Ellis LT, Afonina OM, Czernyadjeva IV, Alegro A, Šegota V, Boiko M, Zagorodniuk N, Burghardt M, Alataş M, Aslan G, et al. 2022. New national and regional bryophyte records, 69. J Bryol. 44(1):87–102. doi: [10.1080/03736687.2022.2061242](https://doi.org/10.1080/03736687.2022.2061242).
- Ellis LT, Afonina OM, Czernyadjeva IV, Konoreva LA, Potemkin AD, Kotkova VM, Alataş M, Blom HH, Boiko M, Cabral RA, et al. 2020. New national and regional bryophyte records, 63. J Bryol. 42(3):1–17.
- Ellis LT, Ah-Peng C, Aslan G, Bakalin VA, Bergamini A, Callaghan DA, Campisi P, Raimondo FM, Choi SS, Csiky J, et al. 2021. New national and regional bryophyte records, 65. J Bryol. 43(1):67–91. doi: [10.1080/03736687.2021.1878804](https://doi.org/10.1080/03736687.2021.1878804).
- Ellis LT, Alataş M, Aleffi M, Alegro A, Šegota V, Ozimec S, Vuković N, Koletić N, Prlić D, Bontek M, et al. 2017. New national and regional bryophyte records, 52. J Bryol. 39(3):285–304. doi: [10.1080/03736687.2017.1341752](https://doi.org/10.1080/03736687.2017.1341752).
- Ellis LT, Alataş M, Aleffi M, Álvaro Alba WR, Becerra Infante DA, Cárdenas Espinosa KA, Aziz MN, Bakalin VA, Bergamo Decarli G, Boiko M, et al. 2021. New national and regional bryophyte records, 66. J Bryol. 43(2):193–212. doi: [10.1080/03736687.2021.1942590](https://doi.org/10.1080/03736687.2021.1942590).
- Ellis LT, Alataş M, Álvaro Alba WR, Charry Giraldo AM, Amatov V, Batan N, Becerra Infante DA, Burghardt M, Czernyadjeva IV, Kuzmina EY, et al. 2021. New national and regional bryophyte records, 67. J Bryol. 43(3):301–311. doi: [10.1080/03736687.2021.1977517](https://doi.org/10.1080/03736687.2021.1977517).
- Ellis LT, Aleffi M, Asthana G, Bhagat C, Bakalin VA, Baráth K, Becker R, Bednarek-Ochyra H, Boiko M, Brito MR, et al. 2018b. New national and regional bryophyte records, 57. J Bryol. 40(4):399–419. doi: [10.1080/03736687.2018.1523601](https://doi.org/10.1080/03736687.2018.1523601).
- Ellis LT, Aleffi M, Bączkiewicz A, Buczkowska K, Bambe B, Boiko M, Zagorodniuk N, Brusa G, Burghardt M, Calleja JA, et al. 2019. New national and regional bryophyte records, 60. J Bryol. 41(3):285–299. doi: [10.1080/03736687.2019.1643117](https://doi.org/10.1080/03736687.2019.1643117).
- Ellis LT, Aleffi M, Tacchi R, Alegro A, Alonso M, Asthana AK, Sahu V, Biasuso AB, Callaghan DA, Ezer T, et al. 2014. New national and regional bryophyte records, 41. J Bryol. 36(4):306–324. doi: [10.1179/1743282014Y.0000000123](https://doi.org/10.1179/1743282014Y.0000000123).
- Ellis LT, Alegro A, Bansal P, Nath V, Cykowska B, Bednarek-Ochyra H, Ochyra R, Dulin MV, Erzberger P, Garcia C, et al. 2012. New national and regional bryophyte records, 32. J Bryol. 34(3):231–246. doi: [10.1179/1743282012Y.0000000019](https://doi.org/10.1179/1743282012Y.0000000019).
- Ellis LT, Alikhadzhiev MK, Erzhapova RS, Blom HH, Bednarek-Ochyra H, Burghardt M, Cano MJ, Czernyadjeva IV, Kuzmina EY, Potemkin AD, et al. 2020. New national and regional bryophyte records, 64. J Bryol. 42(4):393–412. doi: [10.1080/03736687.2020.1831289](https://doi.org/10.1080/03736687.2020.1831289).
- Ellis LT, Arrocha C, Benítez Á, Beyrouthy M, Chandini VK, Czernyadjeva IV, Deme J, Erzberger P, Fedosov VE, Górski P, et al. 2022. New national and regional bryophyte records, 71. J Bryol. 44(3):252–263. doi: [10.1080/03736687.2022.2143223](https://doi.org/10.1080/03736687.2022.2143223).
- Ellis LT, Bednarek-Ochyra H, Chandini VK, Manju CN, Nishida PP, Menon S, Sruthi S, Rajesh OM, Cottet KP, Messuti AC, et al. 2021. New national and regional bryophyte records, 68. J Bryol. 43(4):387–402. doi: [10.1080/03736687.2021.2002115](https://doi.org/10.1080/03736687.2021.2002115).
- Fariselli R. 2020. Alcune briofite dell'Emilia-Romagna (Bryobiotina: marchantiophyta, Bryophyta). Quad Studi Nat Romagna. 52:23–37. ISSN 1123-6787.
- Farneti R. 1894a. Epatologia insubrica. Atti Ist Bot Univ Pavia. 3:231–311.
- Farneti R. 1894b. Muschi della Provincia di Pavia (Quarta Centuria). Atti Ist Bot Univ Pavia. 3:63–81.
- Ferranti R, Zavagno F. 1999. La torbiera del Lago di Culino (Alpi Orobie, Italia settentrionale): aspetti ecologici e demografico-strutturali della vegetazione. Il Naturalista Valtellinese - Atti Mus Civ Stor Nat Morbegno. 10:3–44.
- Ferrarini E, Marchetti D. 1983. *Hymenophyllum tunbrigense* (L.) Sm. sulle Alpi Apuane. Boll Mus Storia Nat Lunig. 3:5–26.
- Filipello S. 1964. La flora muscinale del Monte Rocciacotello (Val Chisone). Allionia. 10:17–52.
- Flatberg KI. 1992. The European taxa in the *Sphagnum recurvum* complex. 1. *Sphagnum isoviitae* sp. nov. J Bryol. 17(1):1–13. doi: [10.1179/jbr.1992.17.1.1](https://doi.org/10.1179/jbr.1992.17.1.1).
- Frahm J-P, Buzas G, Oberkofler D. 2007. *Atractylolcarpus alpinus* (Milde) Lindb. (Bryopsida, Dicranaceae) neu für Italien. Gredleriana. 7:63–68.
- Frahm J-P, Lüth M, Van Melick H. 2008. Kommentierte Artenliste der Moose von Sardinien. Arch Bryol. 31:1–13.
- Gagliardi G. 1884. Epatiche raccolte nei dintorni del Calvario di Domodossola durante l'inverno 1875-76. Atti Accad Pontif Sci Nuovi Lincei. 36:1–4.
- Gallo C. 1892. In Valsesia. Note di taccuino. Torino: Casanova.
- Garovaglio S. 1844. Saggio d'un prospetto delle piante crittogame della Lombardia. In: Cattaneo C, editor. Notizie naturali e civili su la Lombardia. Vol. 1. Milano: Bernardoni Di Giovanni Ed.
- Geissler P. 1987. Notulae bryofloristicae Helveticae III. Candollea. 42:159–165.
- Gerola FM. 1938. La *Radula visianica* Mass. nelle Alpi Tridentine. Nuovo Giorn Bot Ital. 45:602.
- Giacomini V. 1938a. Contributo alla conoscenza della flora briologica della Sardegna. Nuovo Giorn Bot Ital. 45(4):567–571. doi: [10.1080/11263503809438767](https://doi.org/10.1080/11263503809438767).
- Giacomini V. 1938b. Eine heteropische, postglaziale Bryophyten-kolonie aus der Adamellogruppe (Italienische Zentralalpen). Ann Bryol. 11:68–75.
- Giacomini V. 1939. Studi briogeografici. Associazioni di briofite in Alta Valcamonica in Valfurva (Alpi Retiche di Lombardia). Atti Ist Bot "Giovanni Briosi". 12:1–139.
- Glowacki J. 1915. Ein Beitrag zur Kenntnis der Bryophyten-Flora von Tirol. Z Ferdinandeums Tirol. 59:215–238.
- Gortani M. 1955. Appunti sulle epatiche del Friuli. In: Atti del 1° Convegno Friulano di Scienze Naturali (Udine, 4-5 settembre 1955). Udine; p. 259–272.
- Gos L, Ochyra R. 1994. New or otherwise interesting distributional data for species of *Seligeria* (*Musci*, *Seligeraceae*) for Eurasia. Fragm Flor Geobot. 39(2):383–389.
- Grolle R, Schumacker R. 1982. Zur Synonymik und Verbreitung von *Plagiochila spinulosa* (Dicks.) Dum. und *P. killarniensis* Pears. J Bryol. 12(2):215–225. doi: [10.1179/jbr.1982.12.2.215](https://doi.org/10.1179/jbr.1982.12.2.215).
- Hassel K, Kyrkjeeide MO, Yousefi N, Prestø T, Stenøien HK, Shaw JA, Flatberg KI. 2018. *Sphagnum divinum* (sp. nov.) and *S. medium* Limpr. and their relationship to *S. magellanicum* Brid. J Bryol. 40(3):197–222. doi: [10.1080/03736687.2018.1474424](https://doi.org/10.1080/03736687.2018.1474424).
- Hattori S. 1972. *Frullania tamarisci*-complex and the species concept. J Hattori Bot Lab. 35:202–251.
- Hedenäs L. 2017. *Brachythecium tauriscorum* Molendo, a widely distributed Arctic-alpine species. J Bryol. 39(2):201–203. doi: [10.1080/03736687.2016.1274092](https://doi.org/10.1080/03736687.2016.1274092).
- Heinrichs J, Grolle R, Drehwald U. 1998. The conspecificity of *Plagiochila killarniensis* Pearson and *P. bifaria* (Sw.) Lindenb. (Hepaticae). J Bryol. 20(2):495–497. doi: [10.1179/jbr.1998.20.2.495](https://doi.org/10.1179/jbr.1998.20.2.495).
- Heinrichs J, Hentschel J, Bomboš A, Fiebig A, Reise J, Edelmann M, Kreier HP, Schäfer-Verwimp A, Caspari S, Schmidt AR, et al. 2010. One species or at least eight? Delimitation and distribution of *Frullania tamarisci* (L.) Dumort. s. l. (Jungermanniopsida, Porellales) inferred from nuclear and chloroplast DNA markers. Mol Phylogenet Evol. 56(3):1105–1114. doi: [10.1016/j.ympev.2010.05.004](https://doi.org/10.1016/j.ympev.2010.05.004).
- Herzog T. 1926. Die alpine Bryoflora des Monte Gennargentu auf Sardinien. Bot Jahrb Syst. 60:570–579.
- Herzog T. 1905. Ein Beitrag zur Kenntnis der Laub- und Lebermoosflora von Sardinien. Ber Schweiz Bot Ges. 15:41–66.
- Hodgetts N, Cáliz M, Englefeld E, Fettes N, García Criado M, Patin L, Nieto A, Bergamini A, Bisang I, Baisheva E, et al. 2019. A miniature

- world in decline: european Red List of Mosses, Liverworts and Hornworts. Brussels, Belgium: IUCN.
- Hodgetts N, Lockhart N. 2020. Checklist and country status of European bryophytes – update 2020. Irish Wildlife Manuals, No. 123. National Parks and Wildlife Service, Department of Culture, Heritage and the Gaeltacht, Ireland.
- Hodgetts NG, Söderström L, Blockeel TL, Caspari S, Ignatov MS, Konstantinova NA, Lockhart N, Papp B, Schröck C, Sim-Sim M, et al. 2020. An annotated checklist of bryophytes of Europe, Macaronesia and Cyprus. *J Bryol.* 42(1):1–116. doi: [10.1080/03736687.2019.1694329](https://doi.org/10.1080/03736687.2019.1694329).
- Hofbauer WK, Dickson JH. 2020. Mosses and liverworts of Tyrol. Especially those connected to the Iceman. *Alpine Forschungsstelle Obergugl.* 5:1–236. Innsbruck University Press.
- Hugonnot V, Grapeloup PA, Silveira I, Larbouret S. 2021. Extension de l'aire d'*Orthotrichum dentatum* T.Kiebacher & Lüth à l'extrémité sud-ouest de la chaîne des Alpes. *jobot.* 96(1):25–31. doi: [10.3406/jobot.2021.2339](https://doi.org/10.3406/jobot.2021.2339).
- Jack JB. 1898. Lebermoose Tirols. *Verh Zool-Bot Ges Wien.* 48:173–191.
- Janzen P. 1904. Bemerkungen zur Limprichtschen Laubmoosflora. *Hedwigia.* 43:281–294.
- Jiménez JA, Cano MJ, Guerra J. 2022. A multilocus phylogeny of the moss genus *Didymodon* and allied genera (Pottiaceae): generic delimitations and their implications for systematics. *J of Sytematics Evolution.* 60(2):281–304. doi: [10.1111/jse.12735](https://doi.org/10.1111/jse.12735).
- Jiménez JA, Cano MJ, Kürschner H, Porley RD, Guerra J. 2022. Reappraisal of *Barbula trifaria* var. *desertorum* (J.Froehl.) S.Agnew (Pottiaceae, Bryophyta), based on morphological and molecular evidence. *nova\_hedwigia.* 114(1–2):9–21. doi: [10.1127/nova\\_hedwigia/2022/0671](https://doi.org/10.1127/nova_hedwigia/2022/0671).
- Jimenez JA, Ros RM, Cano MJ, Guerra J. 2003. *Didymodon nicholsonii* Culm. (Pottiaceae, Musci): new taxonomical, chorological and ecological data. *Cryptog Bryol.* 24(3):277–281.
- Jones EW. 1969. *Lophozia perssonii* Buch and S. Arnell in Northern Italy. *Rev Bryol Lichénol.* 36(3–4):754.
- Kern F. 1905. Die Moosflora der Dolomiten. *Jahresb Schles Ges Vaterl Cult.* 2:7–19.
- Kern F. 1913. Die Moosflora des Brenta- und Adamellogebietes in Südtirol. *Jahresb Schles Ges Valterl Cult.* 2:88–98.
- Kiebacher T, Blom HH. 2022. On the occurrence of *Schistidium subconferum* and *S. succulentum* in Europe. *Lindbergia.* 2022(1):1–4. doi: [10.25227/linbg.01159](https://doi.org/10.25227/linbg.01159).
- Kiebacker T. 2020. *Schistidium succulentum* Ignatova & H.H.Blom (Grimmiaceae) new to Europe. *J Bryol.* 42(3):277–280.
- Kiebacher T, Lüth M. 2017. *Orthotrichum dentatum* T.Kiebacher & Lüth sp. nov. (Orthotrichaceae). *J Bryol.* 39(1):46–56. doi: [10.1080/03736687.2016.1186858](https://doi.org/10.1080/03736687.2016.1186858).
- Köckinger H. 2016. Rediscovery and redescription of the enigmatic *Radula visianica* (Porellales, Marchantiophyta). *Herzogia.* 29(2):625–634. doi: [10.13158/hea.29.2.2016.625](https://doi.org/10.13158/hea.29.2.2016.625).
- Köckinger H, Kučera J. 2016. *Brachythecium funkii* Schimp. and *B. japygum* (Głow.) Köckinger & Jan Kučera comb. nov., two Alpine species hitherto included in *B. cirrosom* (Schwägr.) Schimp. *J Bryol.* 38(4):267–285. doi: [10.1080/03736687.2016.1156355](https://doi.org/10.1080/03736687.2016.1156355).
- Konstantinova NA, Bakalin VA, Andrejeva EN, Bezgodov AG, Borovichev EA, Dulin MV, Mamontov YS. 2009. Checklist of liverworts (Marchantiophyta) of Russia. *Arctoa, a Journal of Bryology.* 18(1):1–64. doi: [10.15298/arctoa.18.01](https://doi.org/10.15298/arctoa.18.01).
- Kučera J, Košnar J, Werner O. 2013. Partial generic revision of *Barbula* (Musci: pottiaceae): re-establishment of *Hydrogonium* and *Streblotrichum*, and the new genus *Gymnobarbula*. *Taxon.* 62(1):21–39. doi: [10.1002/tax.621004](https://doi.org/10.1002/tax.621004).
- Lara F, Garilleti R, Mazimpaka V, Lo Giudice R. 2004. Some new and interesting *Orthotrichum* from Italy. *Braun-Blanquetia.* 34:11–13.
- Lara F, Porley RD, Draper I, Aleffi M, Garcia C, Garilleti R. 2022. *Ulota* s.l. (Orthotrichaceae, Bryidae) at southernmost Mediterranean localities: not a simple matter. *Plant Biosyst.* 156(6):1448–1455. doi: [10.1080/11263504.2022.2056652](https://doi.org/10.1080/11263504.2022.2056652).
- Levier E. 1905. Appunti di briologia italiana. Terzo elenco (Musci frondosi ed epatiche). *Boll Soc Bot Ital.* 6:206–216.
- Ligrone R, Duckett JG. 2005. *Cyathodium* Kunze (*Cyathodiaceae, Marchantiophyta*), genere e famiglia nuovi per l'Europa, nella Valle delle Ferriere (Amalfi, Salerno). *Inform Bot Ital.* 37(1A):84–85.
- Limpricht G. 1895. Drei neue Laubmoose. *Jahresb Schles Ges Vaterl Cult.* 74:1–5.
- Lindberg SO. 1881. De Cryphaeis europaeis. *Meddeland Soc Fauna FI Fenn.* 6:71–75.
- Lo Giudice R, Bonanno G. 2010. Bryophyte and Bryo-Tracheophyte diversity, life forms and life strategies in urban areas of Sicily. *nova\_hedwigia.* 90(1–2):161–194. doi: [10.1127/0029-5035/2010/0090-0161](https://doi.org/10.1127/0029-5035/2010/0090-0161).
- Lo Giudice R, Cristaudo A. 2004. Chorological and ecological survey on the vascular and bryophytic flora in Enna territory (Erei Mountains, centre Sicily). *FI Medit.* 14:347–417.
- Mair P, Schäfer-Verwimp A, Verwimp I, Tratter W. 2020. Moose (Bryophyta). In: wilhalm Th., Tag der Artenvielfalt 2019 in Altprags (Gemeinde Prags, Südtirol, Italien). *Gredleriana.* 20:130–134.
- Mamontov YS, Potemkin AD, Tubanova DY, Sofronova EV. 2018. Liverworts of the Dzherginsky Reserve (Republic of Buryatia). *Novosti Sistematiki Nizshikh Rastenii.* 52(2):483–504. doi: [10.31111/nsnr/2018.52.2.483](https://doi.org/10.31111/nsnr/2018.52.2.483).
- Massalongo C, Carestia A. 1882. Epatiche delle Alpi Pennine. Ulteriori osservazioni ed aggiunte. *Nuovo Giorn Bot Ital.* 14:212–258.
- Massalongo C. 1885. Repertorio dell'Epaticologia italiana. *Annuario Reale Ist Bot Roma.* 2:87–155.
- Massalongo C. 1902. Due specie di *Scapania* nuove per la flora italiana. *Boll Soc Bot Ital.* 7. 8:138–140.
- Massalongo C. 1923. Prospetto analitico della Epaticologia italiana. *Atti Reale Ist Veneto Sci Lett Arti.* 83:135–170.
- Mastracci M. 2003. *Thamnobryum neckeroides* (*Bryopsida: neckeraceae*): lectotypification, synonymies, diagnostic characters, habitat and distribution. *J Bryol.* 25(2):115–120. doi: [10.1179/037366803235001788](https://doi.org/10.1179/037366803235001788).
- Mastracci M, Düll R. 1991. Le raccolte delle escursioni del Congresso Internazionale di Briologia. In: Mastracci M, editor. *Atti del Congresso Internazionale di Briologia* (L'Aquila, 15-26 luglio 1991); p. 93–124. L'Aquila.
- Mazzoleni S, Esposito A, Castaldo-Cobianchi R, Blasi C. 1993. Bryophyte populations in Mediterranean environments. Relationships to vascular vegetation and disturbance patterns. *phyto.* 21(4):369–385. doi: [10.1127/phyto/21/1993/369](https://doi.org/10.1127/phyto/21/1993/369).
- McQueen CB, Andrus RE. 2006. Bryophyte flora of North America, Provisional Publication (pdf format downloaded on December 3rd, 2008 from BFNA Web site: <http://www.mobot.org/plantscience/BFNA/bfnamenu.htm>).
- Mezzotero A, Minciardi MR, Spada CD, Lucadamo L, Gallo LD, Filippis A. 2009. Prima caratterizzazione e valutazione delle comunità a macrofite acquatiche nei corsi d'acqua della Provincia di Cosenza. *Studi Trent Sci Nat.* 86:23–31. 23.
- Miserere L, Brusa G. 2003. *Rhabdoweisia crenulata* (Mitt.) H. Jamenson new to Italy. *Cryptogamie, Bryol.* 24(1):53–57.
- Molendo L. 1864. Kryptogamischer Reiseverein. Dritter Bericht über die bryologische Reise Molendo's. *Flora.* 47:60–62. 75–79, 97–101, 193–207, 545–552, 561–570, 577–586.
- Molendo L. 1865. Moosstudien aus den Allgäuer Alpen. Beiträge zur Phytogeographie. *Ber Naturhist Vereins Ausburg.* 18:77–240.
- Moris GG. 1829. *Stirpium sardoarum elenuch*. Torino: Chirio e Mina Eds.
- Müller F. 2014. *Bartramia aprica* the correct name for the Mediterranean and western North American species historically recognized as "*Bartramia stricta*". *Herzogia.* 27(1):211–214. doi: [10.13158/hea.27.1.2014.211](https://doi.org/10.13158/hea.27.1.2014.211).
- Müller K. 1901. Vorarbeiten zu einer Monographie der gattung *Scapania* Dum. *Bull Herb Boissier.* 1:593–614.
- Müller K. 1906–1916. Die Lebermoose Deutschlands, Oesterreichs u. d. Schweiz mit Berücksichtigung der übrigen Länder Europas. In: Rabenhorst L, editor. *Kryptogamen-Flora von Deutschland, Österreich und der Schweiz.* 2 Aufl., VI, I-II Abtlg. Leipzig: Kummer Ed.
- Müller K. 1951–1958. Die Lebermoose Europas. Eine Gesamtdarstellung der europäischen Arten. In: Rabenhorst L, editor. *Kryptogamen-Flora von Deutschland, Österreich und der Schweiz,* 3 Aufl., VI, 1-2 Abtlg. New York-London: Johnson Ed.



- Murgia M, Sassi N. 1982. Flora briofitica di un castagneto di Montieri (GR), nelle colline metallifere. *Atti Soc Tosc Sci Nat Pisa Mem.* 89:67–74.
- Nicholson WE. 1909. Notes on Mosses from South-Tirol and Carinthia. *Rev Bryol Lichénol.* 36:1–8.
- O'Shea BJ. 2004. *Hygrohypnum polare* (Lindb.) Loeske. *J Bryol.* 26:63.
- Pistarino A, Miserere L, Schumacker R, D'Andrea S, Soldán Z. 2005. Briofite del Piemonte: la collezione della Val Sangone (Alpi occidentali, Torino). *Mus Reg Sci Nat Torino, Cataloghi.* XV:1–458.
- Pokorny L, Lara F, Mazimpaka V. 2004a. *Schistidium lancifolium* (Kindb.) H.H. Blom. *J Bryol.* 26:63.
- Pokorny L, Lara F, Mazimpaka V. 2004b. *Schistidium pulchrum* H.H. Blom. *J Bryol.* 26:63–66.
- Poponessi S, Aleffi M, Sabovljević MS, Venanzoni R. 2020. Bryophyte diversity hotspot: the Marmore Waterfalls Regional Park (Umbria, central Italy). *IB.* 10:33–45. doi: [10.3897/italianbotanist.10.54885](https://doi.org/10.3897/italianbotanist.10.54885).
- Potemkin AD. 2002. Phylogenetic system and classification of the family *Scapaniaceae* Mig. emend. Potemkin (*Hepaticae*). *Ann Bot Fennici.* 39:309–334.
- Preston CD, Blockeel TL. 2006. Field meeting, February–March 2006, Salerno-Italy. *Bull British Bryol Soc.* 90:38–45.
- Privitera M, Campisi P, Carratello A, Cogoni A, Flore F, Gueli L, Lo Giudice R, Provenzano F, Petraglia A, Sguazzin F, et al. 2008. La Flora briofitica dell'Isola di Lipari (Arcipelago delle Eolie, Sicilia). *Inform Bot Ital.* 40(1):3–13.
- Privitera M, Puglisi M. 2000. *Crossidium geheebii* (Broth.) Broth. (*Musci, Pottiaceae*), a new record from Europe. *Cryptogamie, Bryol.* 21(2):171–177. doi: [10.1016/S1290-0796\(00\)00105-X](https://doi.org/10.1016/S1290-0796(00)00105-X).
- Privitera M, Puglisi M. 2002. Some interesting records for the Italian moss flora. *Cryptogamie, Bryol.* 23(2):171–179.
- Privitera M, Puglisi M. 2009. The circum-Sicilian islands as important refuge areas for some remarkable bryophytes. *Plant Biosyst.* 143S:126–135.
- Provenzano F, Dia MG, Lo Giudice R, Campisi P. 2011. Studio floristico-ecologico delle briofite epifite dei Monti Nebrodi (Sicilia settentrionale) e individuazione dei siti di maggiore interesse per la loro conservazione. *Quad Bot Amb Appl.* 22:13–23.
- Puglisi M, Campisi P, Aleffi M, Bonini I, Cogoni A, Dia MG, Miserere L, Privitera M, Tiburtini M, Poponessi S. 2023. Red-list of Italian bryophytes. 1. Liverworts and hornworts. *Plant Biosyst.* 157(4):746–757. doi: [10.1080/11263504.2023.2200791](https://doi.org/10.1080/11263504.2023.2200791).
- Puglisi M, Campisi P, Dia MG, Privitera M. 2013. Additional reports for Italian moss flora. *Plant Biosyst.* 147(2):525–528. doi: [10.1080/11263504.2013.806365](https://doi.org/10.1080/11263504.2013.806365).
- Puglisi M, Campisi P, Privitera M, Spampinato G. 2020. Bryophyte diversity in the gypsum outcrops of Sicily (Italy). *nova\_hedwigia.* 111(3–4):337–355. doi: [10.1127/nova\\_hedwigia/2020/0602](https://doi.org/10.1127/nova_hedwigia/2020/0602).
- Puglisi M, Privitera M, Pulvirenti S, Beone GM, Cassaro R. 2009. The Bryophytes as bioindicators in the basal area of the eastern slope of the Mt Etna (Sicily). *Quad Bot Amb Appl.* 20(1):251–260.
- Puglisi M, Privitera M, Spampinato G. 2022. The bryophyte vegetation of the gypsum outcrops of Sicily. *Plant Sociol.* 59(2):27–37. doi: [10.3897/pls2022592/03](https://doi.org/10.3897/pls2022592/03).
- Puglisi M, Spampinato G, Privitera M. 2021. Bryophyte diversity of the montane streams in the Mediterranean region: a study on of the Aspromonte massif (Southern Italy). *nova\_hedwigia.* 112(3–4):359–374. doi: [10.1127/nova\\_hedwigia/2021/0627](https://doi.org/10.1127/nova_hedwigia/2021/0627).
- Puglisi M, Spampinato G, Privitera M. 2023. The bryophyte vegetation of gypsum outcrops: a focus on communities with *Tortula revolvens*. *Plant Biosyst.* 157(3):564–568. doi: [10.1080/11263504.2023.2165571](https://doi.org/10.1080/11263504.2023.2165571).
- Puntillo D. 2004. *Crossidium aberrans* Holz. & Bartr. (*Musci, Pottiaceae*) a new record from Italy. *Braun-Blanquetia.* 34:45–46.
- Puntillo D, Uzunov D, Gangale C. 2022. *Petalophyllum ralfsii* (Wilson) Nees et Gottsche in Calabria: distribution, ecology and conservation. *Hist Nat Bulg.* 44(2):15–21. doi: [10.48027/hnb.44.022](https://doi.org/10.48027/hnb.44.022).
- Raimondo FM, Dia MG. 1978. Note briogeografiche. I. Il genere *Sphagnum* L. in Sicilia. *Naturalista Sicil.* 2:109–126.
- Raimondo FM, Varshanidze D, Di Gristina E. 2021. The class *Scheuchzeria-Caricetea nigrae* in Sicily: a new association of the *Caricion nigrae* from the Madonie Mountains. *Bocconea.* 29:279–295.
- Ravera S, Puglisi M, Vizzini A, Aleffi M, Benesperi R, Decarli GB, Berta G, Bianchi E, Boccardo F, Briozzo I, et al. 2021. Notulae to the Italian flora of algae, bryophytes, fungi and lichens: 11. *IB.* 11:45–61. doi: [10.3897/italianbotanist.11.64557](https://doi.org/10.3897/italianbotanist.11.64557).
- Ravera S, Puglisi M, Vizzini A, Assini S, Barcella M, Berta G, Boccardo F, Bonini I, Bottegoni F, Ciotti R, et al. 2021. Notulae to the Italian flora of algae, bryophytes, fungi and lichens: 12. *IB.* 12:49–62. doi: [10.3897/italianbotanist.12.76124](https://doi.org/10.3897/italianbotanist.12.76124).
- Ravera S, Puglisi M, Vizzini A, Totti C, Aleffi M, Bacilliere G, Benesperi R, Bianchi E, Boccardo F, Bolpagni R, et al. 2022. Notulae to the Italian flora of algae, bryophytes, fungi and lichens: 14. *IB.* 14:61–80. doi: [10.3897/italianbotanist.14.95956](https://doi.org/10.3897/italianbotanist.14.95956).
- Ravera S, Puglisi M, Vizzini A, Totti C, Azzella MM, Bacilliere G, Bolpagni R, Breuss O, Cogoni A, De Giuseppe AB, et al. 2023. Notulae to the Italian flora of algae, bryophytes, fungi and lichens: 15. *IB.* 15:35–47. doi: [10.3897/italianbotanist.15.103781](https://doi.org/10.3897/italianbotanist.15.103781).
- Ravera S, Puglisi M, Vizzini A, Totti C, Barberis G, Bianchi E, Boemo A, Bonini I, Bouvet D, Coccozza C, et al. 2020. Notulae to the Italian flora of algae, bryophytes, fungi and lichens: 10. *IB.* 10:83–99. doi: [10.3897/italianbotanist.10.59352](https://doi.org/10.3897/italianbotanist.10.59352).
- Ravera S, Vizzini A, Puglisi M, Assini S, Benesperi R, Bianchi E, Boccardo F, Bottegoni F, von Brackel W, Clericuzio M, et al. 2022. Notulae to the Italian flora of algae, bryophytes, fungi and lichens: 13. *IB.* 13:1–17. doi: [10.3897/italianbotanist.13.82155](https://doi.org/10.3897/italianbotanist.13.82155).
- Reimers H. 1934. Eine *Vesicularia* im Mediterraneengebiet. *Rev Bryol Lichénol.* 7:306–307.
- Rivieccio G, Aleffi M, Angiolini C, Bagella S, Bazan G, Bonini F, Caria MC, Casavecchia S, Castello M, Dagnino D, et al. 2021. New national and regional Annex I Habitat records: from #26 to #36. *Plant Sociology.* 58(2):77–98. doi: [10.3897/pls2021582/07](https://doi.org/10.3897/pls2021582/07).
- Rodegher E. 1896. Elenco delle Epatiche della provincia di Bergamo. *Nuovo Giorn Bot Ital.* 3:422–436.
- Röhl J. 1897. Beiträge zur Laubmoos- und Torfmoosflora von Oesterreich. *Verh Zool-Bot Ges Wien.* 47:659–671.
- Ros RM, Werner O, Porley RD. 2022. Herzog Vindicated: Integrative Taxonomy Reveals That *Trichostomum brachydontium* (Pottiaceae, Bryophyta) Comprises Several Species. *Taxonomy.* 2(1):57–88. doi: [10.3390/taxonomy2010005](https://doi.org/10.3390/taxonomy2010005).
- Rossetti C. 1888. Appunti di epaticologia toscana. *Boll Soc Bot Ital.* 20:412–413.
- Så SM, Flatberg KI. 1994. Leaf size and shape in the *Sphagnum recurvum* complex: taxonomic significance and habitat variation. *J Bryol.* 18(2):261–275. doi: [10.1179/jbr.1994.18.2.261](https://doi.org/10.1179/jbr.1994.18.2.261).
- Schäfer-Verwimp A, Mair P, Kiebacher T, Porley RD, Ahrens M. 2021. Neue und bemerkenswerte Moosfunde für Südtirol (Provinz Bozen, Italien). II. Gredleriana. 21:5–48.
- Schumacker R, DeZuttere P, Vaňa J. 1986. *Nardia insecta* Lindb. (*Hepaticae*) dans le Massif Ardennais (Belgique). Le genre *Nardia* S. Gray en Belgique. *Bull. Soc Roy Bot Belgique.* 119:121–134.
- Schumacker R, Lecointe L. 1989. Contributions à la bryoflore du massif Armoricaïn: 5. Le genre *Plagiochila* (Dum.) Dum. (*Hepaticae, Bryophyta*). *Bot Rhedon.* n.s. 2:115–141.
- Schumacker R, Soldán Z, Aleffi M, Miserere L. 1999. The bryophyte flora of the Gran Paradiso National Park (Aosta Valley and Piedmont, Italy) and its immediate surroundings: a synthesis. *Lejeunia.* 160:1–107.
- Schuster RM. 1966–1992. The Hepaticae and Anthocerotae of North America east of the hundredth meridian. Vol. I–VI. Chicago.
- Scopoli JA. 1772. Flora carniolica. Vienna: Krauss Ed.
- Scortegagna S. 2018. Flora briologica degli Altopiani di Asiago, Vezzena e Luserna (Prealpi Venete, province di Trento e Vicenza - NE Italia). *Natura Vicentina.* 21:5–29.
- Scortegagna S. 2021a. Note sulla flora briologica dei Colli Euganei (Veneto, Italia nordorientale). *Natura Vicentina.* 22:11–48.
- Scortegagna S. 2021b. Segnalazioni floristiche venete: briofite 4–31. *Natura Vicentina.* 22:123–137.
- Sérgio C. 1987. Contribuição para o estudo taxonómico e fitogeográfico de *Anthoceros caucasicus* Steph. na península Ibérica e

- Macaronésia. In *Actas del VI Simposio Nacional de Botánica Criptogámica*. Granada; p. 605–614.
- Sguazzin F. 2021. Tre nuove specie per la brioflora del Friuli Venezia Giulia: *Sphagnum divinum* Flatberg & Hassel, *Sphagnum fuscum* (Schimp.) H. Klinggr. e *Rhizomnium magnifolium* T.J. Kop. *Gortania*. 43:35–37.
- Sguazzin F, Bergamo Decarli G. 2021. Contributo alla conoscenza della flora briologica dell'Alto Adige. Ricerche effettuate nel periodo 2000-20 in territori igrofilo-torbosi di altitudine. *Gortania*. 43:5–34.
- Sguazzin F, Bergamo Decarli G. 2023. Contributo alla conoscenza della flora briologica trentina con particolare attenzione ad alcune zone umide. *Gortania*. 45:9–32.
- Slocum TA. 1999. *Thematic cartography and visualization*. Hoboken (NJ): Prentice Hall.
- Söderström L, Hagborg A, von Konrat M, Bartholomew-Began S, Bell D, Briscoe L, Brown E, Cargill DC, Costa DP, Crandall-Stotler BJ, et al. 2016. World checklist of hornworts and liverworts. *PhytoKeys*. 59(59):1–828. doi: [10.3897/phytokeys.59.6261](https://doi.org/10.3897/phytokeys.59.6261).
- Söderström L, Urmi E, Váňa J. 2002. Distribution of *Hepaticae* and *Anthocerotae* in Europe and Macaronesia. *Lindbergia*. 27:3–47.
- СOП ML. 1977. Prime indagini sulla flora crittogamica non vascolare della Val Sangone (Piemonte-Alpi Cozie). *Rea*. 8:7–17.
- Sotti ML. 1978. Prime indagini sulla flora crittogamica non vascolare della Val Sangone (Piemonte-Alpi Cozie). III Contributo. *Rea*. 9:11–16.
- Spada CD, Miserere L, Blockeel TL, Guglielmo F, Tutino S. 2022. *Thamnobryum angustifolium* (Holt) Nieuwl. in the Maritime Alps, new to Italy. *J Bryol*. 44(1):62–69. doi: [10.1080/03736687.2022.2045422](https://doi.org/10.1080/03736687.2022.2045422).
- Spitale D, Jiménez JA, Köckinger H. 2012. The rare moss *Didymodon johansenii* (R.S. Williams) H.A. Crum in the Italian and Austrian Alps. *Cryptogamie, Bryol*. 33(2):141–147. doi: [10.7872/cryb.v33.iss2.2012.141](https://doi.org/10.7872/cryb.v33.iss2.2012.141).
- Spitale D, Mair P, Tratter W. 2015. Nuove segnalazioni di *Buxbaumia viridis* (Bryopsida, Buxbaumiaceae) in Alto Adige e relazione tra presenza e quantità di necromassa. *Gredleriana*. 15:17–23.
- Stephani F. 1898–1924. *Species hepaticarum*. Geneve: Georg & Cie Eds; p. 1–6.
- Stephani F. 1911. *Species hepaticarum* 4. George & Cie, Genève & Bale; p. 449–752. doi: [10.5962/bhl.title.95494](https://doi.org/10.5962/bhl.title.95494).
- Stieperaere H, Schumacker R. 1986. The three species of *Kurzia* (*Hepaticae*) of the Belgian flora. *Bull Jard Bot Belg*. 56(1/2):163–177. doi: [10.2307/3667763](https://doi.org/10.2307/3667763).
- Tacchi R. 2006. Analisi del patrimonio naturale nelle Aree Protette: monitoraggio della diversità briofitica nella Riserva naturale "Montagna di Torricchio. *Inform Bot Ital*. 38:166–171.
- Tacchi R, Petraglia A, Aleffi M. 2014. *Cephaloziella integerrima* (Cephaloziellaceae, Marchantiophyta), new for Italy. *Cryptogamie, Bryol*. 35(4):405–408. doi: [10.7872/cryb.v35.iss4.2014.405](https://doi.org/10.7872/cryb.v35.iss4.2014.405).
- Tassi A. 1901. Epatiche coltivate nell'Orto botanico di Siena. *Bull Lab Orto Bot Reale Univ Siena*. 4:17–18.
- Therrien JP, Crandall-Stotler BJ, Stotler RE. 1998. Morphological and genetic variation in *Porella platyphylla* and *P. platyphylloidea* and their systematic implications. *Bryologist*. 101(1):1–19. doi: [10.1639/0007-2745\(1998\)101\[1:MAGVIP\]2.0.CO;2](https://doi.org/10.1639/0007-2745(1998)101[1:MAGVIP]2.0.CO;2).
- Tosco U. 1951–1962. Musci Pedemontani (Gen. *Sphagnum*). *Arch Bot Biogeogr Ital*. 27:32–40. 90–101, 180–193; 28:36–47, 155–175, 330–342; 29:99–113, 175–187; 30:32–41, 77–84, 113–125; 31:101–116; 32:57–70; 36:159–187, 232–242; 37:45–68; 38:18–34, 105–130.
- Trautmann C. 1896. Beitrag zur Laubmoosflora von Tirol. *Osterr Botan Zeitschrift*. 46(4):139–140. doi: [10.1007/BF01794503](https://doi.org/10.1007/BF01794503).
- Trautmann C. 1911. Beitrag zur Laubmoosflora von Tirol. *Hedwigia*. 51:57–60.
- Trevisan V. 1840. *Enumeratio stirpium cccryptogamicarum hucusque in Provincia patavina observatarum*. Padova: Sicca Ed.
- Váňa J. 1973. Studien über die *Jungermannioideae* (*Hepaticae*). 3. *Jungermannia* Subg. *Liochlaena*. *Folia Geobot Phytotax*. 8(4):397–416. doi: [10.1007/BF02852064](https://doi.org/10.1007/BF02852064).
- Venturi G. 1899. *Le Muscinee del Trentino*. Trento: Giovani Zippel.
- Vilnet AA, Borovichev EA, Bakalin VA. 2014. *Frullania subarctica* - a new species of the *Frullania tamarisci* complex (Frullaniaceae, Marchantiophyta). *Phytotaxa*. 173(1):61–72. doi: [10.11646/phytotaxa.173.1.5](https://doi.org/10.11646/phytotaxa.173.1.5).
- Viviani D. 1804. *Florae italicae fragmenta*. *Ann Bot*. 1(2):135–193.
- Zavagno F. 2007. Caratterizzazione delle cenosi epifitiche in un'area della pianura milanese. *Pianura*. 21:43–63.
- Zodda G. 1907. Primo contributo alla Briologia della Provincia di Belluno. *Malpighia*. 21:479–511.
- Zodda G. 1911. Briofite sicule. *Contribuzione Quarta*. *Malpighia*. 24:258–277.
- Zodda G. 1912. Contributo alla briologia veneta. *Nuovo Giorn Bot Ital*. 19:467–495.
- Zodda G. 1934. *Flora Italica Cryptogama, IV. Bryophyta, Hepaticae* Rocca S. Casciano.